

Applicable to Full Body Harness	: WGF602
Manufacturer	: PDS INTERNATIONAL PTE. LTD. , 10 Pandan Crescent #5-03/04, (LL2) SINGAPORE 128466 TEL. : +65 6776 6200 Fax +65 6778 2400
Certification Body	: APAVE SUDEUROPE SAS - BP 193 - 13322 MARSEILLE CEDEX 16 - FRANCE IDENTIFICATION NO. 0082

The Energy absorber WGF602 is classed as a Personal Protective Equipment (PPE) by the European PPE Directive 89/686/EEC and has been shown to comply with this Directive through the Harmonized European Standard EN 355, EN 354 & EN 362.

CAREFULLY READ THESE INSTRUCTIONS BEFORE USING THIS ENERGY ABSORBER

This Energy absorber is designed to minimise the risk of/provide protection against the danger of falling from heights. **However, always remember that no item of PPE can provide full protection and care must always be taken while carrying out the risk relation activity.** Warning that it is essential for the safety of the user that if the product is re-sold outside the original country of destination the reseller shall provide instructions for use, for maintenance, for periodic examination and for repair in the language of the country in which the product is to be used.

PERFORMANCE AND LIMITATIONS OF USE

This Energy absorber has been tested in accordance with EN 355 : 2002 and has achieved the following performance levels :

EN 355:2002 test	Result/Comment
Clause 4.1 Design and Ergonomics	Actives required performance as stated in BS EN 355:2002 (PASS) Lanyard free from sharp or excessively abrasive surface (PASS) No unnecessary features which add significantly to overall mass (PASS)
Clause 4.2 Materials & Construction	Both the ends have a steel scaffold hook, for connection to harness and fall arrest system. (PASS) The energy absorber has a steel Karabiner for connection to harness and a fall arrest system (PASS) Length does not exceed 2 m (PASS)
Clause 4.3 Static Strength	15KN sustained for 3 minutes without release (PASS)

POSSIBLE USAGE :

This Energy absorber can be used as a part of a fall arrest system or as a part of a restraint system. If using as a part of fall arrest system, a suitable anchor point (above the user's head, at least 10 KN) shall be used with this Energy absorber.

LIMITATIONS :

1. Energy absorber should be the personal property of its user.
2. The strength of the anchor device should be greater than 10 KN and the anchor point be situated above the user's head.
3. The Energy absorber should not be used of falling heights of more than 2 ms.
4. It should not be used in highly acid or basic environments.
5. The Energy absorber should be used by a trained, competent person or used by some one under the direct supervision of such a person.
6. The maximum length of the Lanyard including all components like Energy Absorbers, Connectors & terminations should not exceed 2 ms.
7. Material of Energy absorber: Polyamide

FITTING & SIZING :

Follow Step 1 to Step 2 to use the Energy absorber.

Step 1: Connect the karabiner attached to the energy absorber of the lanyard to the attachment element of the full body harness. Ensure that the karabiner is locked tightly.

Step 2: Connect the other end Scaffold hooks to anchorage points. Ensure that the Scaffold is locked tightly.

INSTRUCTIONS TO BE FOLLOWED BEFORE USE :

Inspect the Energy absorber for any rupture or damage of the rope, particularly the splicing of the rope at the ends should be intact. There should not be any cuts or abrasion marks on the lanyard. Also ensure that both the connectors are in proper functioning.

Ensure the compliance with recommendations for use as applicable to the combination with other components of the fall arrest system (Connector EN 362, Full Body Harness EN 361) and specified on the identification card for the fall arrest system or component concerned. Make sure that the connectors used are correctly attached to the loop and that they are locked.

A rescue plan needs to be evolved, before the product is to be used.

WARNING :

1. Do not use the Energy absorber as a fall arrest component directly. It is to be used only as a connecting element.
2. In case of any doubt arising about the safety of the Energy absorber, it should be replaced immediately on consultation with an expert.
3. Withdraw from use any Energy absorber that was subjected to a fall from a height.
4. The arrest distance should be double the total length of the energy absorbing lanyard including the energy absorber and the connector plus 1.75 ms break distance to allow tearing of webbing inside.
5. The maximum length of the Lanyard including all components like Energy Absorbers, Connectors & terminations should not exceed 2 ms.
6. A full body harness is the only acceptable body holding device that can be used in a fall arrest system.

PROTECTION OF THE ENERGY ABSORBER DURING USE :

Ageing due to cold, heat, moisture and direct sunlight.

Deterioration due to chemical such as oils, acids, solvents and sea water.

Inappropriate choice of the Energy absorber in relation to the risk concerned eg. use the Energy absorber as a fall arrest component.

- Inappropriate combination with other equipment.
- Use by a person lacking sufficient safety awareness.
- Unnecessary physical loading (static or dynamic).
- Improper use by untrained persons.
- Deterioration through mechanical wear, water or soiling.
- Inappropriate storage, maintenance or cleaning.

PROTECTION AGAINST HAZARDS DURING USE :

While using the Energy absorber as connection element, make sure that they are not positioned in such a way that the user trips over it.

While using the Energy absorber, any sharp metallic object near it can cause abrasion and destroy the lanyard.

COMPATIBILITY : To optimize protection, in some instance it may be necessary to use the lanyard with suitable boots/gloves/helmet/ear defenders. In this case, before carrying out the risk-related activity, consult your supplier to ensure that all your protective products are compatible and suitable for your application.


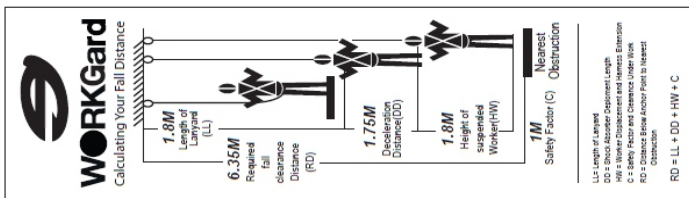
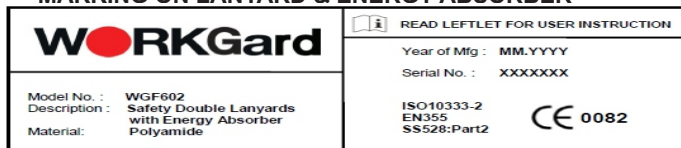
STORAGE AND TRANSPORT : When not in use, store the Energy absorber in a well ventilated area away from extremes of temperature. Never place heavy items on top of it. If possible, avoid excessive folding and preferably store it hanging vertically. If the product is wet, allow it to dry fully before placing it into storage.

REPAIR : If the product becomes damaged, it will not provide the optimum level of protection, and therefore should be immediately either replaced or repaired. Never use the damaged product. Repair is permitted, provided that it is either done by the manufacturer or a competent repair centre or individual approved by the manufacturer.

CLEANING : In case of minor soiling, wipe the Energy absorber with cotton cloth or a soft brush. Do not use any abrasive material. For intensive cleaning wash the lanyard in water at a temperature between 30°C to 60°C using a neutral detergent (pH±7). The washing temperature should not exceed 60°C. Do not use acid or basic detergents. After becoming wet, dry the lanyard naturally away from an open fire or other source of heat.

LIFESPAN : The expected lifespan of the Energy absorber is 2-3 years but inspection before each use is compulsory. The lifespan greatly depends upon the conditions of usage of the product.

MARKING ON LANYARD & ENERGY ABSORBER



The Lanyard & Energy Absorber are marked with :

1. Manufacturer Trademark.
2. Reference number of the device
3. Standards which the fall -arrest device is compliance with
4. Month/ Year of the device is manufactured
5. Caution :read the instruction manual
6. CE marking and notified body no# controlling mfg of the equipment
7. Manufacturing batch number (OPTIONAL)
8. Serial No.
9. Material
10. Calculating your Fall Distance

Check Card

It is recommended that the lanyard should be inspected and examined by a competent person for any damages or failures if the need arises, but at least once a year. The observations should be recorded in the table below. In case such damages are observed, the Energy absorber is to be replaced immediately. It is recommended to check the legibility of the product markings.

The Energy absorber shall only be used within a fall arrest system according to EN 363:2008 in combination with a guided-type fall arrester on flexible anchor line according to EN 353-2002 or, a full body harness according to EN 361:2002.

Medical Information: It is appropriate to request medical and other information to assist an individual user with a disability in an emergency.

The instructions for use for the individual components are to be observed.

SERVICE and INSPECTION RECORD

Date	Damage observed	Repair measures	Comments	Name and Signature of competent person
------	-----------------	-----------------	----------	--

IDENTIFICATION

1. Type	5. Date of Purchase
2. Identification mark	6. Date of first use
3. Batch No.	7. Name of user
4. Year of manufacture	8. Comments