

- there are many hazards that may affect the performance of the equipment and corresponding safety precautions that have to be observed during equipment utilization, especially: - trailing or looping of lanyards or lifelines over sharp edges, - any defects like cutting, abrasion, corrosion, - climatic exposure, - pendulum falls, - extremes of temperature, - chemical reagents, - electrical conductivity.
- personal protective equipment must be transported in the package (e.g.: bag made of moisture-proof textile or foil bag or cases made of steel or plastic) to protect it against damage or moisture.
- the equipment can be cleaned without causing adverse effect on the materials in the manufacture of the equipment. For textile products use mild detergents for delicate fabrics, wash by hand or in a machine and rinse in water. Plastic parts can be cleaned only with water. When the equipment becomes wet, either from being in use or when due cleaning, it shall be allowed to dry naturally, and shall be kept away from direct heat. In metallic products some mechanic parts (spring, pin, hinge, etc.) can be regularly slightly lubricated to ensure better operation.
- Other maintenance and cleaning procedures should be adhered to detailed instructions stated in the manual of the equipment.
- personal protective equipment should be stored loosely packed, in a well-ventilated place, protected from direct light, ultraviolet degradation, damp environment, sharp edges, extreme temperatures and corrosive or aggressive substances.

IT IS THE RESPONSIBILITY OF THE USER ORGANISATION TO PROVIDE THE IDENTITY CARD AND TO FILL IN THE DETAILS REQUIRED. THE IDENTITY CARD SHOULD BE FILLED IN ONLY BY A COMPETENT PERSON RESPONSIBLE FOR PROTECTIVE EQUIPMENT. THE IDENTITY CARD SHOULD BE FILLED IN BEFORE THE FIRST USE OF THE EQUIPMENT. ANY INFORMATION ABOUT THE EQUIPMENT LIKE: PERIODIC INSPECTIONS, REPAIRS, REASONS OF EQUIPMENT'S WITHDRAWN FROM USE SHALL BE NOTED. THE IDENTITY CARD SHOULD BE STORED DURING A WHOLE PERIOD OF EQUIPMENT UTILIZATION. DO NOT USE THE EQUIPMENT WITHOUT THE IDENTITY CARD.

IDENTITY CARD

MODEL AND TYPE OF EQUIPMENT					
REF. NUMBER					
SERIAL NUMBER			DATE OF MANUF.		
USER NAME					
DATE OF PURCHASE		DATE OF FIRST USE			
PERIODIC EXAMINATION AND REPAIR HISTORY					
	DATE	REASON FOR SERVICING/REPAIR	CONDITION OF DEVICE AFTER SERVICING	NAME AND SIGNATURE OF COMPETENT PERSON	NEXT EXAMINATION DATE
1					
2					
3					
4					
5					

Instruction Manual

EN 795:1996 Class B

CE 0082



PROTEKT®
WEBBING SLING
 Reference number: **AZ 700 xx**
 (xx - marking of working length)

ESSENTIAL FEATURES

The Webbing Sling AZ 700 is a component of personal protective equipment against falls from a height. It is designed to use as an anchorage device class B for temporary attaching fall arrest system to a rigid structure.

The Webbing Sling is made of polyamide/polyester webbing, lined with rubber strap and equipped with steel D-rings on both ends. The length of the sling can amount up to 2 meters.

TIME OF USE

The webbing sling can be used for 5 years, counting from the date of putting the device into operation. After 5 years of use the connector must be withdrawn from use and destroyed.

WITHDRAWN FROM USE

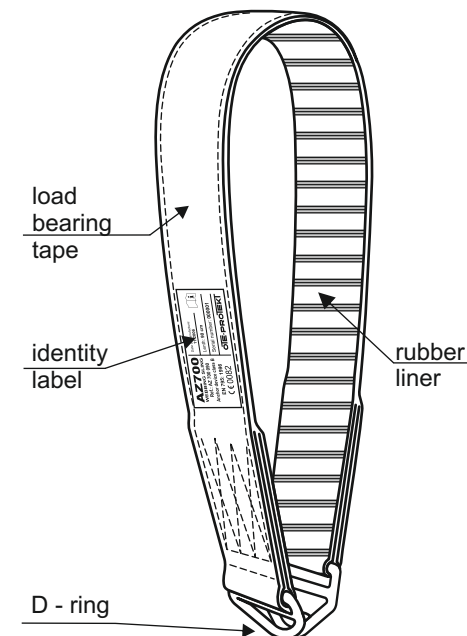
The webbing sling must be withdrawn from use and destroyed when:

- it was used more than 5 years from the date of putting it into operation.
- it was used to arrest a fall.
- any mechanical, chemical or thermal defects have appeared.

EQUIPMENT COMPATIBILITY

Using the webbing sling in connection with fall arrest system must be compatible with use instructions of the fall arrest systems and obligatory standards:

- EN 361 - for safety harness,
- EN 353-1, EN 353-2, EN 354, EN 355, EN 360, EN 362 - for fall arrest systems,
- EN 795 - for anchorages,
- EN 358 - for work positioning systems.



MARKING

name of the product

reference number

type of the device

European standards

CE mark and number of notified body inspecting the equipment according to the article 11 of Directive 89/686/EEC

AZ700 WEBBING SLING		Date of manufacture: 11.2006
Ref.: AZ 700 090		Length: 90 cm
Anchor device class B		Serial number: 000001
EN 795: 1996		PROTEKT®
CE 0082		

month and year of manufacture
 caution: read the manual

manufacturer or distributor

EC type examination carried out by CETE APAVE SUDEUROPE, BP 193, 13322 Marseille, France - 0082

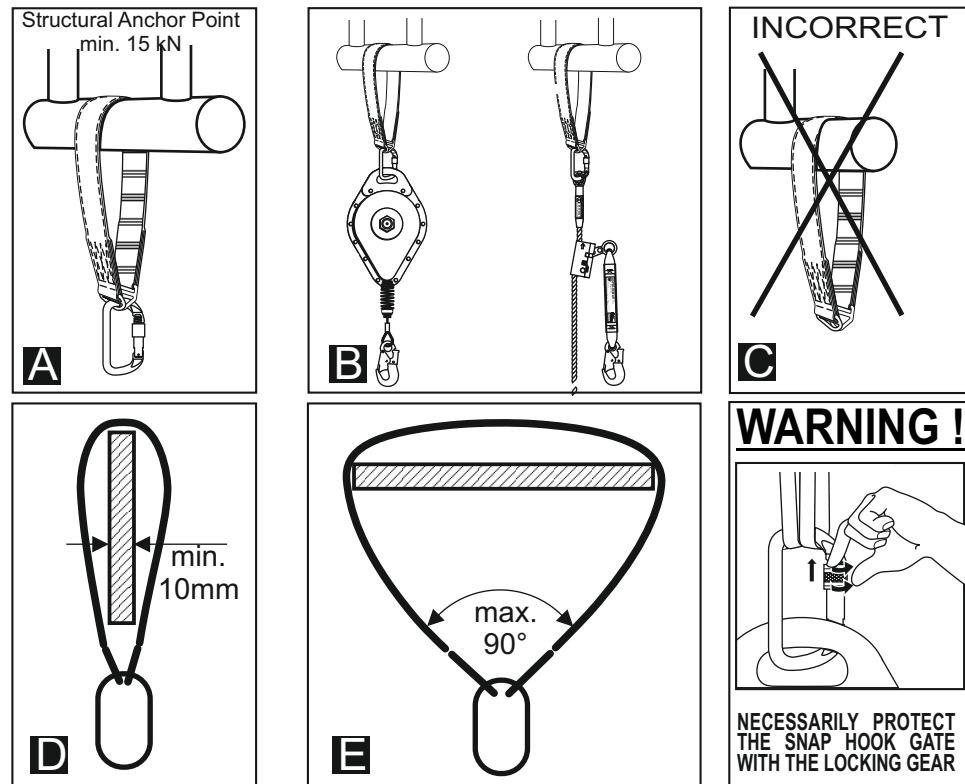
PROTEKT, 93-403 LODZ, ul. Starorudzka 9, POLAND, TEL: (48 42) 680 20 83, FAX: (48 42) 680 20 93, www.protekt.com.pl

USING THE WEBBING SLING

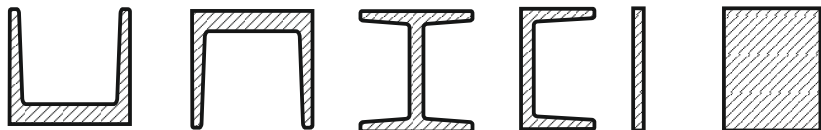
Put the webbing sling around a construction element (structural anchor point) and connect D-rings with oval type snap hook - drawing **A** . Attach a fall arrest device (e.g. energy absorber with lanyard, guided type fall arrester or retractable type fall arrester) to the webbing sling with the snap hook - drawing **B** .

Attention:

- ✂ Use only a certified (EN 362) snap hooks.
- ✂ The structural anchor point should have minimal strength of 15 kN.
- ✂ The shape of the structural anchor point should not let self-acting disconnection of the sling - drawing **C** .
- ✂ The minimal width of the element cross-section should be not less than 10mm - drawing **D** .
- ✂ The webbing sling length and cross-section dimensions of construction element should be so matched that the angle between ends of the sling after its connection is not bigger than 90° - drawing **E** .



The webbing sling can be put around a beam of different shape made of concrete or metalurgical rolled section



THE ESSENTIAL PRINCIPLES OF USE OF PPE AGAINST FALLS FROM A HEIGHT

- personal protective equipment shall only be used by a person trained and competent in its safe use.
- personal protective equipment must not be used by a person with medical condition that could affect the safety of the equipment user in normal and emergency use.
- a rescue plan shall be in place to deal with any emergencies that could arise during the work.
- it is forbidden to make any alterations or additions to the equipment without the manufacturer's prior written consent.
- any repair shall only be carried out by equipment manufacturer or his certified representative.
- personal protective equipment shall not be used outside its limitations, or for any purpose other than that for which it is intended.
- personal protective equipment should be a personal issue item.
- before use ensure about the compatibility of items of equipment assembled into a fall arrest system. Periodically check connecting and adjusting of the equipment components to avoid accidental loosening or disconnecting of the components.
- it is forbidden to use combinations of items of equipment in which the safe function of any one item is affected by or interferes with the safe function of another.
- before each use of personal protective equipment it is obligatory to carry out a pre-use check of the equipment, to ensure that it is in a serviceable condition and operates correctly before it is used.
- during pre-use check it is necessary to inspect all elements of the equipment in respect of any damages, excessive wear, corrosion, abrasion, cutting or incorrect acting.
- after every 12 months of utilization, personal protective equipment must be withdrawn from use to carry out periodical detailed inspection. The periodic inspection must be carried out by a competent person for periodic inspection. The periodic inspection can be carried out also by the manufacturer or his authorized representative.
- regular periodic inspections are the essential for equipment maintenance and the safety of the users which depends upon the continued efficiency and durability of the equipment.
- during periodic inspection it is necessary to check the legibility of the equipment marking.
- it is essential for the safety of the user that if the product is re-sold outside the original country of destination the reseller shall provide instructions for use, for maintenance, for periodic examination and for repair in language of the country in which the product is to be used.
- personal protective equipment must be withdrawn from use immediately when any doubt arise about its condition for safe use and not used again until confirmed in writing by equipment manufacturer or his representative after carried out the detailed inspection.
- personal protective equipment must be withdrawn from use immediately and destroyed when it have been used to arrest a fall.
- a full body harness is the only acceptable body holding device that can be used in a fall arrest system.
- in full body harness use only attaching points marked with big letter "A" to attach a fall arrest system.
- the anchor device or anchor point for the fall arrest system should always be positioned, and the work carried out in such a way, as to minimise both the potential for falls and potential fall distance. The anchor device/point should be placed above the position of the user. The shape and construction of the anchor device/point shall not allowed to self-acting disconnection of the equipment. It is recommended to use certified and marked structural anchor point complied with En795.
- it is obligatory to verify the free space required beneath the user at the workplace before each occasion of use the fall arrest system, so that, in the case of a fall, there will be no collision with the ground or other obstacle in the fall path. The required value of the free space should be taken from instruction manual of used equipment.