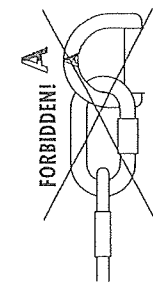
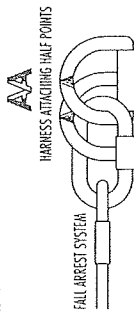
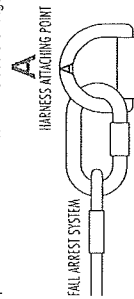


Instruction Manual READ CAREFULLY BEFORE USE THE EQUIPMENT

CE 0082 EN 353-2:2002

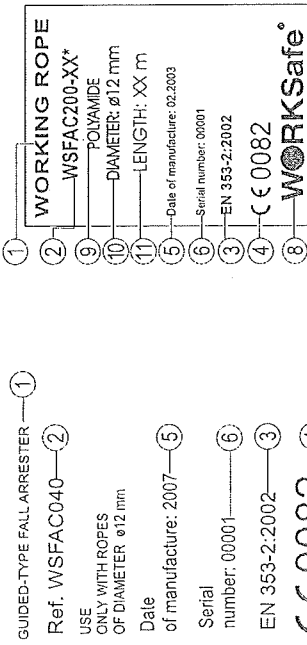
WORKSafe®
GUIDED-TYPE FALL ARRESTER
ON FLEXIBLE ANCHORAGE LINE
WSFAC040

- personal protective equipment must be withdrawn from use immediately when any doubt arise about its condition for safe use and not used again until confirmed in writing by equipment manufacturer or his representative after carried out the detailed inspection.
- personal protective equipment must be withdrawn from use immediately and destroyed when it have been used to arrest a fall.
- a full body harness is the only acceptable body holding device that can be used in a fall arrest system.
- in full body harness use only attaching points marked with big letter "A" to attach a fall arrest system. Marking like "A/2" or a half of "A" means the necessity of attaching a fall arrest system to both attaching points together simultaneously. It is strictly forbidden to attach a fall arrest system to the single attaching point marked "A/2" or a half of "A". See drawings below.



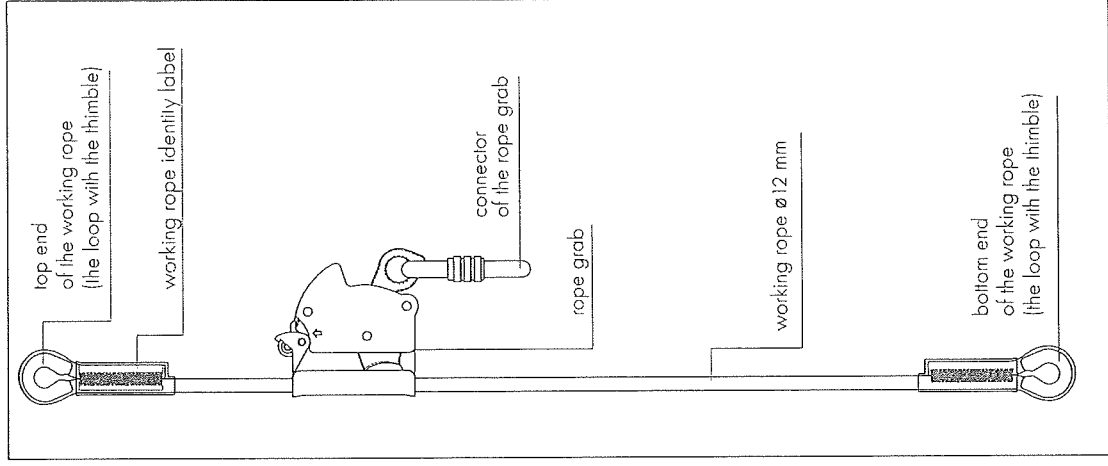
- the anchor device or anchor point for the fall arrest system should be positioned, and the work carried out in such a way, as to minimise both the potential for falls and potential fall distance. The anchor device/point should be placed above the position of the user. The shape and construction of the anchor device/point shall not allowed to self-acting disconnection of the equipment. Minimal static strength of the anchor device/point is 15 kN. It is recommended to use certified and marked structural anchor point complied with EN795.
- it is obligatory to verify the free space required beneath the user at the workplace before each occasion of use the fall arrest system, so that, in the case of a fall, there will be no collision with the ground or other obstacle in the fall path. The required value of the free space should be taken from instruction manual of used equipment.
- there are many hazards that may affect the performance of the equipment and corresponding safety precautions that have to be observed during equipment utilization, especially:
 - trailing or looping of lanyards or lifelines over sharp edges;
 - extremes of temperature;
 - pendulum falls;
 - chemical reagents;
 - personal protective equipment must be transported in the package (e.g.: bag made of moisture-proof textile or foil bag or cases made of steel or plastic) to protect it against damage or moisture.
- the equipment can be cleaned without causing adverse effect on the materials in the manufacture of the equipment. For textile products use mild detergents for delicate fabrics, wash by hand or in a machine and rinse in water. Plastic parts can be cleaned only with water. When the equipment becomes wet, either from being in use or when due cleaning, it shall be allowed to dry naturally, and shall be kept away from direct heat. In metallic products some mechanic parts (spring, pin, hinge, etc.) can be regularly slightly lubricated to ensure better operation.
- Other maintenance and cleaning procedures should be adhered to detailed instructions stated in the manual of the equipment.
- personal protective equipment should be stored loosely packed, in a well-ventilated place, protected from direct light, ultraviolet degradation, damp environment, sharp edges, extreme temperatures and corrosive or aggressive substances.

MARKING



*) xx - code of length
for example: xx=03 - length 3 m
 xx=20 - length 20 m

- name (type) of the device.
- reference number
- European standard (number/year).
- CE marking and number of a notified body controlling manufacturing of the equipment (art. 11).
- year of manufacturing serie.
- number of manufacturing serie.
- caution: read the manual
- marking of device manufacturer of distributor.
- material of which the device is made of.
- diameter of the rope.
- length of the rope.



WSFAC040 is a guided-type fall arrester device sliding on a Ø12 mm rope. WSFAC040 is a component of the personal fall arrest equipment and complies with EN353-2. The device is a protection for the one person only.

BASIC EQUIPMENT

- rope grab is made of stainless steel. It could be used only with ropes of diameter 12 mm.
- working rope (Ø12 mm polyamide kernmanlle rope). The endings of the rope are equipped with the loops with plastic thimble.

TIME OF USE

The rope grab can be used for 5 years counting from a date of pulling it into operation. After this period the rope grab must be withdrawn from use to carry out detailed manufacturer's inspection.

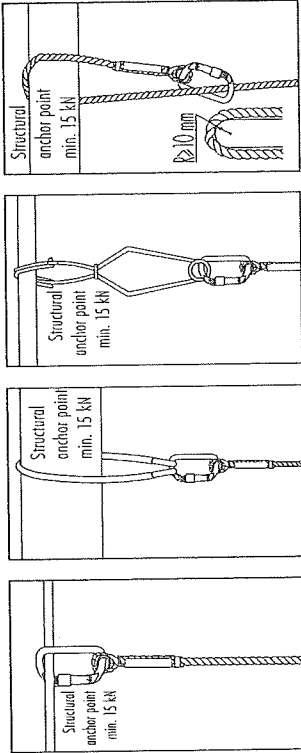
- The inspection can be carried out by:
- manufacturer
 - or person recommended by the manufacturer
 - or company recommended by manufacturer.
- During this inspection will be established admissible time of use of the rope grab till next fabric control. Working rope must be withdrawn from use and destroyed after 5 years of use.

The rope grab, the working rope must and connectors be must be withdrawn from use immediately and destroyed when they have been used to arrest a fall.

CONNECTING THE WORKING ROPE TO THE STRUCTURAL ANCHOR POINT

Attention!

Structural anchor point should have static resistance min. 15 kN. The shape of the structural anchor point should not let self-acting disconnection of the rope. It is recommended to use certified and marked structural anchor point complied with EN 795.



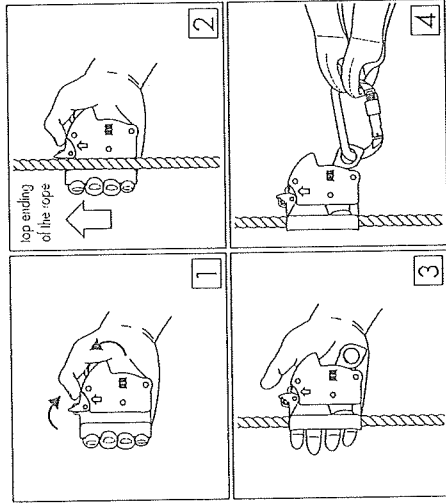
INSTALLING THE ROPE GRAB ON THE WORKING ROPE

1. Rotate the safety catch and raise rope grab locking lever.
2. Position rope grab on the working rope. The arrow placed on the rope grab must be directed to the top ending of the rope.
3. Release safety catch and the lever. Then the rope is prevented from slipping out.
4. Attach oval type snap hook to the rope grab locking lever and then attach the snap hook to the front attaching point of safety harness. Make sure that the snap hook gate is closed and locked.

Attention!

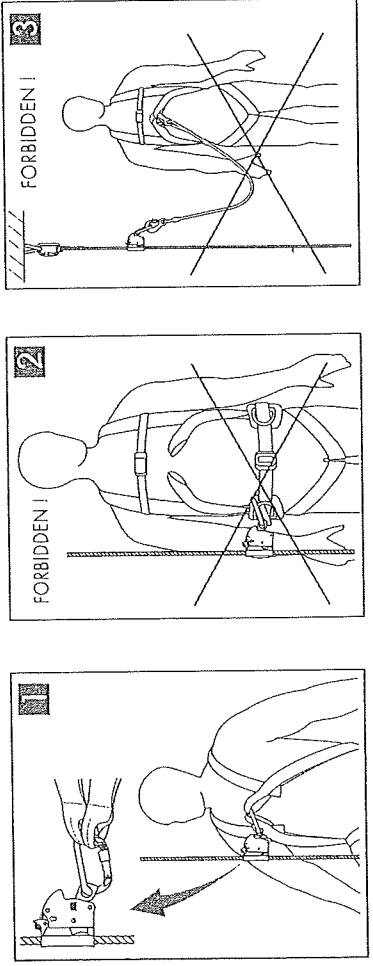
The snap hook inserted into the locking lever hole is additional protection against accidental disconnection of the rope grab. It is impossible to take off the rope grab from the working rope without removing the snap hook from the locking lever.

The rope grab must be attached to the safety harness only with a single oval type snap hook, without any additional elements.



CONNECTING THE ROPE GRAB TO THE SAFETY HARNESS

- the rope grab must be connected only with a single oval type snap hook which complies with EN 362 to front attaching point of full body harness. The full body harness must comply with EN 361
- it is strictly forbidden to connect the rope grab to the work positioning belt
- it is strictly forbidden to add any additional element between the snap hook and attaching point of harness

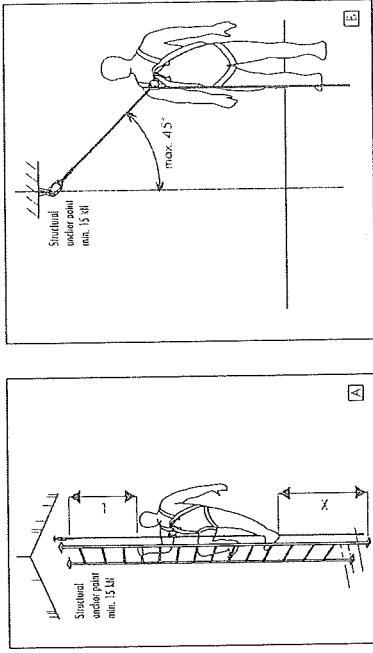


REQUIRED FREEDISTANCE BELOW WORKING LEVEL

- structural anchor point to which will be connected working rope should be situated above working position and should have static resistance min. 15 kN.
- Free distance below the working surface depends on the length of the working rope under the worker - see the table and drawing A.

Length of the rope over the worker [m] - L	10	20	30	40	50
Free distance below the working surface [m] - X	3,2	4,60	6,00	7,40	8,80

- during horizontal moving of the worker, the working rope deflection from the vertical line up to 45° is allowed - see the drawing B.



Using the V55FAC040 fall arrester in connection with fall arrest system must be compatible with use instructions of the fall arrest systems and obligatory standards:

- EN 361 - for the safety harness;
- EN 353-2, EN 354, EN 362 - for the fall arrest systems;
- EN 795 - for anchorages

THE ESSENTIAL PRINCIPLES FOR USERS OF PERSONAL PROTECTIVE EQUIPMENT AGAINST FALLS FROM A HEIGHT

- personal protective equipment shall only be used by a person trained and competent in its safe use.
- personal protective equipment must not be used by a person with medical condition that could affect the safety of the equipment user in normal and emergency use.
- a rescue plan shall be in place to deal with any emergencies that could arise during the work.
- it is forbidden to make any alterations or additions to the equipment without the manufacturer's prior written consent.
- any repair shall only be carried out by equipment manufacturer or his certified representative.
- personal protective equipment shall not be used outside its limitations, or for any purpose other than that for which it is intended.
- personal protective equipment should be a personal issue item.
- before use ensure about the compatibility of items of equipment assembled into a fall arrest system. Periodically check connecting and adjusting of the equipment components to avoid accidental loosening or disconnecting of the components.
- it is forbidden to use combinations of items of equipment in which the safe function of any one item is affected by or interferes with the safe function of another.
- before each use of personal protective equipment it is obligatory to carry out a pre-use check of the equipment, to ensure that it is in a serviceable condition and operates correctly before it is used.
- during pre-use check it is necessary to inspect all elements of the equipment in respect of any damages, excessive wear, corrosion, abrasion, cutting or incorrect acting, especially take into consideration:
 - in full body harnesses and belts - buckles, adjusting elements, attaching points, webbing, seams, loops;
 - in energy absorbers - attaching loops, webbing, seams, casing, connectors;
 - in textile lanyards or lifelines or guidelines - rope, loops, thimbles, connectors, adjusting element, splices;
 - in steel lanyards or lifelines or guidelines - cable, wires, clips, ferrules, loops, thimbles, connectors, adjusting elements;
 - in retractable fall arresters - cable or webbing, retractor and brake proper acting, casing, energy absorber, connector;
 - in guided type fall arresters - body of the fall arrester, sliding function, locking gear acting, rivets and screws, connector, energy absorber;
 - in connectors - main body, rivets, gate, locking gear acting.
- after every 12 months of utilization, personal protective equipment must be withdrawn from use to carry out periodical detailed inspection. The periodic inspection must be carried out by a competent person for periodic inspection. The periodic inspection can be carried out also by the manufacturer or his authorized representative.
- in case of some types of the complex equipment e.g. some types of retractable fall arresters the annual inspection can be carried out only by the manufacturer or his authorized representative.
- regular periodic inspections are the essential for equipment maintenance and the safety of the users which depends upon the continued efficiency and durability of the equipment.
- during periodic inspection it is necessary to check the legibility of the equipment marking.
- it is essential for the safety of the user that if the product is re-sold outside the original country of destination the reseller shall provide instructions for use, for maintenance, for periodic examination and for repair in language of the country in which the product is to be used.