

Instruction Manual
READ CAREFULLY BEFORE USE
THE EQUIPMENT

CE 0082 EN 361:2002

WORKSafe®
SAFETY HARNESS WSFAB141-01

- there are many hazards that may affect the performance of the equipment and corresponding safety precautions that have to be observed during equipment utilization, especially:
 - falling or looping of lanyards or lifelines over sharp edges,
 - any defects like cutting, abrasion, corrosion,
 - climatic exposure,
 - pendulum falls,
 - extremes of temperature,
 - chemical reagents,
 - electrical conductivity.

- personal protective equipment must be transported in the package (e.g. bag made of moisture-proof textile or foil bag or cases made of steel or plastic) to protect it against damage or moisture.
- the equipment can be cleaned without causing adverse effect on the materials in the manufacture of the equipment. For textile products use mild detergents for delicate fabrics, wash by hand or in a machine and rinse in water. Fabric parts can be cleaned only with water. When the equipment becomes wet, filter from being in use or when use cleaning, it shall be allowed to dry naturally, and shall be kept away from direct heat. In metallic products some mechanic parts (spring, pin, hinge, etc.) can be regularly slightly lubricated to ensure better operation.
- Other maintenance and cleaning procedures should be adhered to detailed instructions stated in the manual of the equipment.
- personal protective equipment should be stored loosely packed, in a well-ventilated place, protected from direct light, ultraviolet degradation, damp environment, sharp edges, extreme temperatures and corrosive or aggressive substances.

IT IS THE RESPONSIBILITY OF THE USER ORGANISATION TO PROVIDE THE IDENTITY CARD AND TO FILL IN THE DETAILS REQUIRED.

THE IDENTITY CARD SHOULD BE FILLED IN BEFORE THE FIRST USE BY A COMPETENT PERSON, RESPONSIBLE IN THE USER ORGANISATION FOR PROTECTIVE EQUIPMENT.

ANY INFORMATION ABOUT THE EQUIPMENT LIKE PERIODIC INSPECTIONS, REPAIRS, REASONS OF EQUIPMENT'S WITHDRAWN FROM USE SHALL BE NOTED INTO THE IDENTITY CARD BY A COMPETENT PERSON.

THE IDENTITY CARD SHOULD BE STORED DURING A WHOLE PERIOD OF EQUIPMENT UTILIZATION.

DO NOT USE THE EQUIPMENT WITHOUT THE IDENTITY CARD.

ALL RECORDS IN THE IDENTITY CARD CAN BE FILLED IN ONLY BY A COMPETENT PERSON.

IDENTITY CARD

MODEL AND TYPE OF EQUIPMENT	
REF. NUMBER	
SERIAL NUMBER	DATE OF MANUF.
USER NAME	
DATE OF PURCHASE	
DATE OF PUTTING INTO OPERATION	

PERIODIC EXAMINATION AND REPAIR HISTORY			
DATE	REASON FOR ENTRY PERIODIC EXAMINATION OR REPAIR	DEFECTS NOTED, REPAIRS PERFORMED AND OTHER RELEVANT INFORMATIONS	NAME AND SIGNATURE OF COMPETENT PERSON
1			PERIODIC EXAMINATION NEXT DUE DATE
2			
3			
4			

EC type examination carried out by CETE APAYE SUDEUROPE, BP 193, 13322 Marseille, France - 0082



PDS International Pte Ltd ; 10 Pandan Crescent, #05-03/04 (U2) ; UE Tech Park ; Singapore 128466
Tel : +65 6776 6200 ; Fax : +65 6778 2400

Safety harness is basic of fall arrest equipment and complies with EN 361 - personal protective equipment against falls from a height - full body harness.

DESCRIPTION
Full body harness is made of pieces of polyamide webbing which are sewn and connected by buckles. All metallic buckles are made of stainless steel. This configuration guarantees full safety and comfort work.



- BASIC EQUIPMENT**
- back attachment buckle - for attaching fall arrest system;
 - front attachment buckles - for attaching fall arrest system;
 - fastening and adjustment buckles - for comfort use of the harness.

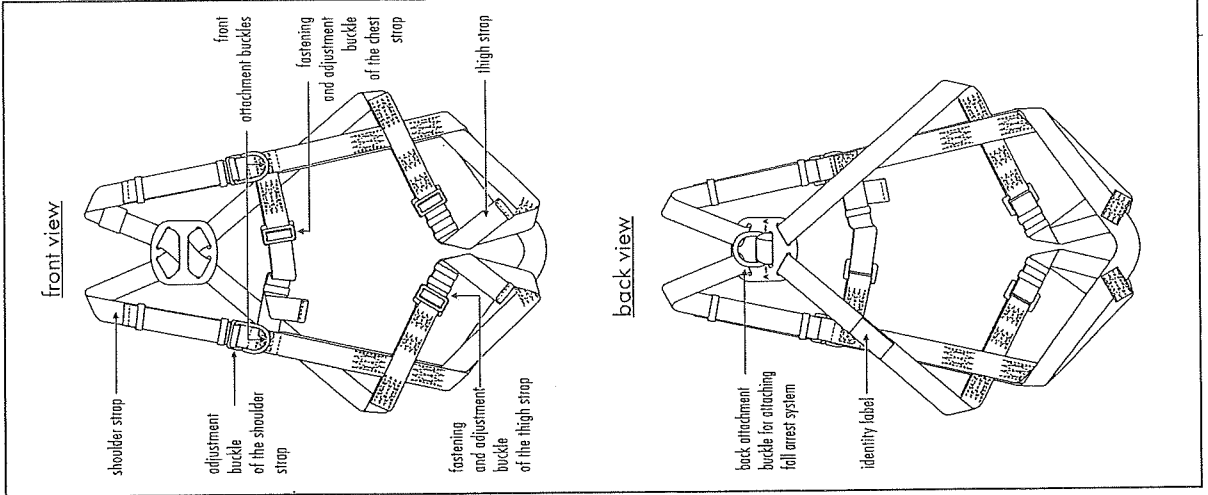
SIZES
The harness is manufactured in two sizes:
- universal: M-XL

ADMISSIBLE TIME OF USE
Safety harness can be used for 5 years counting from a date of putting the harness into operation. After this period the harness must be withdrawn from use to carry out manufacturer's detailed inspection. The manufacturer's inspection can be carried out by:

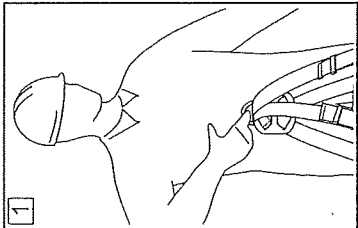
- manufacturer
 - or person recommended by manufacturer
 - or company recommended by manufacturer.
- During this inspection will be established admissible time of harness use till next manufacturer's inspection. The harness must be withdrawn from use immediately and destroyed when it has been used to arrest a fall.

CONTENT OF HARNESS IDENTITY LABEL

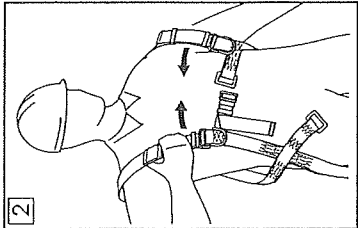
Trade mark of the device	FULL BODY HARNESS	Size:	Date of manufacture	Serial number:
Type of the device	Mode No.: WSFAB141-01	M-XL	12. 2008	0000000
Number / year of the European standard of the equipment conform	CLASS: AE Material: Polyamide EN 361:2002	0082	WORKSafe®	
Caution: read the manual			month/year of the device manufacture	number of the manufacturing series marking of the manufacturer or distributor
CE marking and number of a notified body consulting manufacturing of the equipment (art. 11)				
Size				



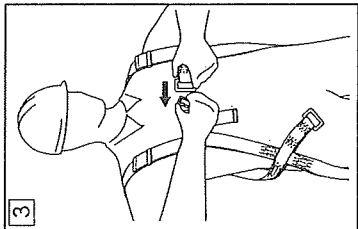
HOW TO PUT ON THE HARNESS



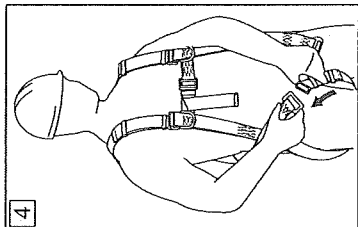
1 Take the harness by the back attaching buckle.



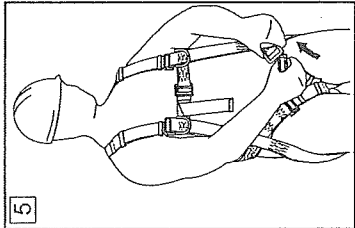
2 Put on the shoulder straps one after one, take care do not twist them.



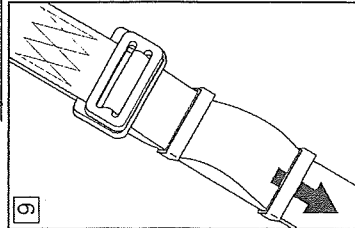
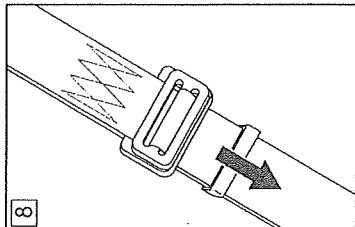
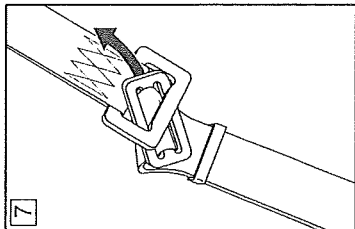
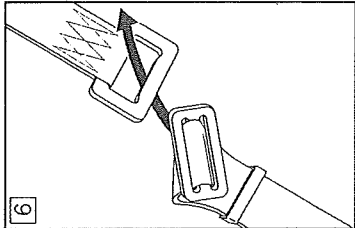
3 Connect front buckle and adjust the tension through catch, take care do not twist them.



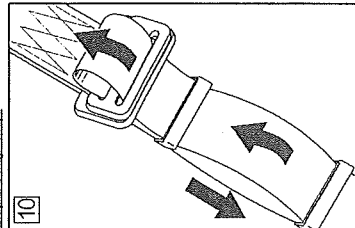
4 Pull one and then other high straps through catch, take care do not twist them.



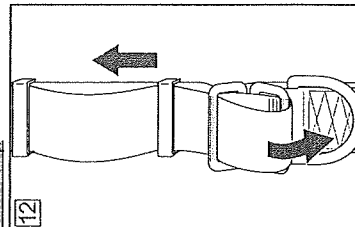
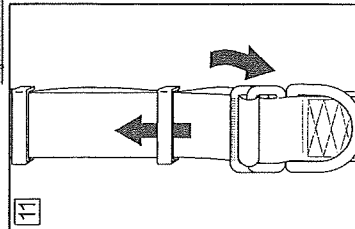
5 Connecting of the steel buckles of the chest strap and high straps



9 Regulation of the chest strap and high straps



10 Regulation of the shoulder straps



Shortening

Lengthening

Shortening

Lengthening

Harness is correct put on if:

- all straps are correctly adjusted (neither too loose nor too tight),
- back attaching buckle is correctly positioned at the level of the shoulder blades.
- front chest strap is correctly positioned at the middle of the chest.
- the ends of the all straps must be kept by plastic loops.

ATTACHING FALL ARREST SYSTEM

The fall arrest system must be connected only to the attaching elements of the harness marked by capital letter A.

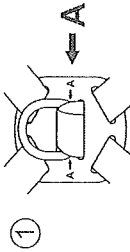
The fall arrest system must be connected only:

- to the back attaching buckle (1)
- or
- to the front attaching buckle (2)

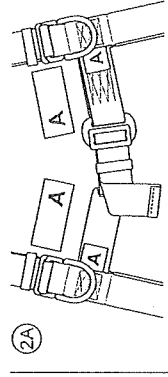
Back attaching buckle is marked by a capital letter A - marked on the crossing plate with arrows indicating back attaching buckle (1).

Front attaching buckles are marked by a capital letter A placed on the labels situated near each buckle (2A), or can be engraved on the buckles (2B)

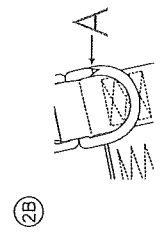
See drawings below.



1



2A



2B

Using the harness in connection with fall arrest system must be compatible with manual instructions of the fall arrest systems and obligatory standards:

- EN353-1, EN353-2, EN355, EN354, EN360, EN362 - for the fall arrest systems;
- EN795 - for anchor devices;
- EN341 - for the rescue equipment.

THE ESSENTIAL PRINCIPLES FOR USERS OF PERSONAL PROTECTIVE EQUIPMENT AGAINST FALLS FROM A HEIGHT

- personal protective equipment shall only be used by a person trained and competent in its safe use.
- personal protective equipment must not be used by a person with medical condition that could affect the safety of the equipment user in normal and emergency use.
- a rescue plan shall be in place to deal with any emergencies that could arise during the work.
- it is forbidden to make any alterations or additions to the equipment without the manufacturer's prior written consent.
- any repair shall only be carried out by equipment manufacturer or his certified representative.
- personal protective equipment shall not be used outside its limitations, or for any purpose other than that for which it is intended.
- personal protective equipment should be a personal issue item.
- before use ensure about the compatibility of items of equipment assembled into a fall arrest system. Periodically check connecting and adjusting of the equipment components to avoid accidental loosening or disconnecting of the components.
- it is forbidden to use combinations of items of equipment in which the safe function of any one item is affected by or interferes with the safe function of another.
- before each use of personal protective equipment it is obligatory to carry out a pre-use check of the equipment, to ensure that it is in a serviceable condition and operates correctly before it is used.
- during pre-use check it is necessary to inspect all elements of the equipment in respect of any damages, excessive wear, corrosion, abrasion, cutting or incorrect fitting, especially take into consideration:
 - in full body harnesses and belts - buckles, adjusting elements, attaching points, webbings, seams, loops;
 - in energy absorbers - attaching loops, webbings, seams, casing, connectors;
 - in tools, ladders or lifelines or guidelines - rope, loops, hitches, connectors, adjusting element, splices;
 - in steel lanyards or lifelines or guidelines - cable, wires, clips, turnbuckles, shackles, connectors, adjusting elements;
 - in retractable fall arresters - cable or webbing, retractor and brake proper fitting, casing, energy absorber, connector;
 - in guided type fall arresters - body of the fall arrester, sliding function, locking gear fitting, mesh and screws, connector, energy absorber;
 - in connectors - main body, rivets, gate, locking gear fitting.
- after every 12 months of utilization, personal protective equipment must be withdrawn from use to carry out periodical detailed inspection. The periodic inspection must be carried out by a competent person for periodic inspection. The periodic inspection can be carried out also by the manufacturer or his authorized representative.
- in case of some types of the complete equipment e.g. some types of retractable fall arresters the annual inspection can be carried out only by the manufacturer or his authorized representative.
- regular periodic inspections are the essential for equipment maintenance and the safety of the users which depends upon the continued efficiency and durability of the equipment.
- during periodic inspection it is necessary to check the legibility of the equipment marking.
- it is essential for the safety of the user that if the product is resold outside the original country of destination the reseller shall provide instructions for use, for maintenance, for periodic examination and for repair in language of the country in which the product is to be used.
- personal protective equipment must be withdrawn from use immediately when any doubt arise about its condition for safe use and not used again until confirmed in writing by equipment manufacturer or his representative after carried out the detailed inspection.
- personal protective equipment must be withdrawn from use immediately and destroyed when it have been used to arrest a fall.
- a full body harness is the only acceptable body loading device that can be used in a fall arrest system.
- the anchor device or anchor point for the fall arrest system should always be positioned, and the work carried out in such a way, as to minimise both the potential for falls and potential fall distance. The anchor device/point should be placed above the position of the user. The design and construction of the anchor device/point shall not be allowed to subjecting disconnection of the equipment. Minimal static strength of the anchor device/point is 15 kN. It is recommended to use certified and marked structural anchor point complied with EN795.
- it is obligatory to verify the free-space required beneath the user at the workplace before each occasion of use the fall arrest system, so that, in the case of a fall, there will be no collision with the ground or other obstacle in the fall path. The required value of the free-space should be taken from instruction manual of used equipment.