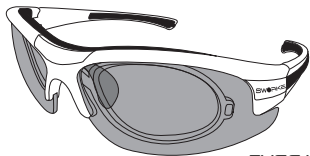


SWORKE®

PUSH YOUR LIMIT

SPORT SAFETY SUNGLASS



FUSCA
SWK3010

USER INSTRUCTIONS

FEATURES

For uncompromised eye protection and style, choose only **SWORKE® Active**.



99.9% UV Protection
protects your eyes



Prescription Insert frame
for individuals who need corrective lens



ANSI Z87.1 Standards
impact-rated



Interchangeable Lens
for different applications



Scratch-Resistant
hard coat withstands wear and tear



Browguard
shields your eyes against debris and cushions impact



Anti-Slip Skull Grip
for secure and comfort fit



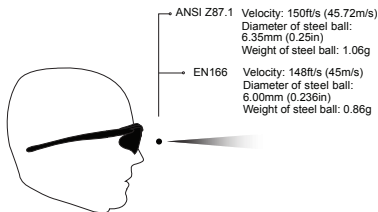
Anti-Fog Coating*
for optimum clarity



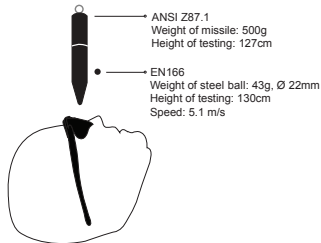
Air Vents for Aeration
provide maximum comfort

*For selected lens(es) only

HIGH VELOCITY IMPACT TEST



HIGH MASS IMPACT TEST

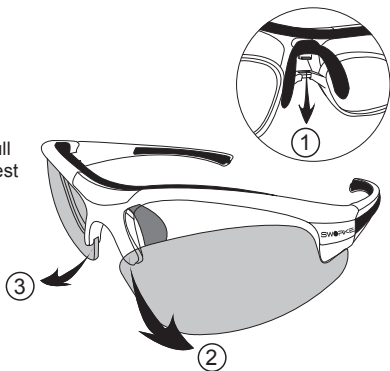


LENS REMOVAL

- ① Gently push out the prescription insert
- ② Firmly grip the lens, and with an outward and downward motion, pull out the inner end of the lens (closest to the nose pads)
- ③ Repeat step 2 to other lens

NOTE

Owing to the impact rating of the eyewear, the lenses may require a little effort to remove. The lenses are meant to fit tightly into the frame. So that any strong impact will not cause the lens(es) to separate from the frame.



LENS INSERTION

- ① Firmly grip the hinge of the frame, slot in the outer end of the lens into the hinge slot
- ② Slot in the inner end of the lens into the nose-pad slot. Squeeze the lens and the frame together until you feel a click. Repeat step 1 and 2 to other lens
- ③ Slot and push in prescription insert

