

# 406 & 410 Zenex™ Thermoplastic Safety Lockout Padlocks Custom Laser Engraving – Effective October 2018

Custom engraving is available on 406 & 410 Zenex™ Safety Lockout padlocks. Engraving includes logos and characters (numbers, letters and symbols).

Logo engraving requires a .pcx (preferred format), .tif, .gif, or .bmp file. Email the logo(s) to [logos@mlock.com](mailto:logos@mlock.com). Logo engraving requires a signed "Authorization to use Trademark" form (below).

For orders with different text on each lock, please provide an Excel® spreadsheet with the information. Take note of the

maximum number of characters for the selected line and provide the text so that each line does not exceed the maximum. Characters exceeding the maximum per line will not be engraved.

The minimum order quantity for engraving is 48 locks. The current list price to engrave logos or characters is \$1.11 per area, per lock.

Include this form with your order.

**This is an Editable PDF file.** Your custom information can be typed into the fields using Adobe Acrobat Reader software, which you can download for free at <http://get.adobe.com/reader/>. You can also save your data for future use.

## Authorization to Use Trademark

To: Master Lock Company  
6744 S. Howell Avenue  
Oak Creek, WI 53154  
Fax: 800-308-9245

Date: \_\_\_\_\_

Subject: Authorization of Master Lock Company LLC, to produce \_\_\_\_\_ branded product.  
\_\_\_\_\_ (company) hereby authorizes Master Lock Company, LLC to use its trademark(s), including those listed below, when manufacturing padlocks and accessories.

Trademark(s): \_\_\_\_\_

Please contact me with any questions.

Sincerely,

Name: \_\_\_\_\_

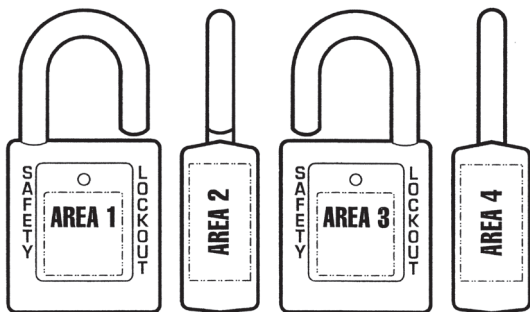
Phone: \_\_\_\_\_

Title: \_\_\_\_\_

Email: \_\_\_\_\_

Company: \_\_\_\_\_

## 406 & 410 Zenex™ Thermoplastic Safety Lockout Padlocks



Laser engraving on blue or black Zenex™ padlocks may be difficult to read in low light conditions.

**Variable Text Engraving** – Check location: Select an area below for variable text engraving per provided spreadsheet.

AREA 1    AREA 2    AREA 3    AREA 4

**Lock Model** – Please indicate which lock model to engrave (for example, 410YLW):  
\_\_\_\_\_

**Key Code Engraving (on lock)** – Check location: The key code is engraved into the key on all 406 & 410 padlocks. If you would like this lasered on the padlock body, select the area(s) below.

AREA 1    AREA 2    AREA 3    AREA 4

**Logo Engraving** – Check location:

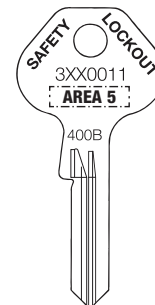
AREA 1    AREA 3

**Logo File Name:** \_\_\_\_\_

Note: Logos will be sized to fit area.  
Email graphics file to [logos@mlock.com](mailto:logos@mlock.com)\*

**Key Marking** –

Engrave up to 8 characters



Please indicate on page two any areas where you selected variable text, key code(s), and/or logo engraving on the lock body.

[www.masterlock.com](http://www.masterlock.com)

Master Lock Company LLC, Milwaukee, WI 53210 U.S.A. | 800-308-9244  
Master Lock Canada, Mississauga, ON L5L 5Z9 Canada | 800-227-9599  
© 2018 Master Lock Company | All Rights Reserved

7000-0592 | MO 11/18 PDF Only

# 406 & 410 Zenex™ Thermoplastic Safety Lockout Padlocks

## Custom Laser Engraving





Please choose *One Size Option* and then complete the appropriate areas below using the amount of character spaces needed for the size you've chosen. Maximum number of rows and characters per row is indicated for each area (rows X characters) **NOTE:** A space counts as one character.

**This is an Editable PDF file.** Your custom information can be typed into the fields using Adobe Acrobat Reader software, which you can download for free at <http://get.adobe.com/reader/>. You can also save your data for future use.





### CHOOSE ONLY ONE LETTER SIZE and PROVIDE YOUR ENGRAVING INFORMATION

Arial is the Standard Font

 1/8" SIZE

|   |       |
|---|-------|
|    | _____ |
|   | _____ |
|   | _____ |
|   | _____ |
| <b>FRONT AREA 1</b><br>4 x 10   |       |
|    | _____ |
|   | _____ |
| <b>RIGHT SIDE AREA 2</b><br>2 x 14  |       |
|   | _____ |
|   | _____ |
|   | _____ |
| <b>BACK AREA 3</b><br>4 x 10  |       |
|  | _____ |
|   | _____ |
| <b>LEFT SIDE AREA 4</b><br>2 x 14   |       |

 3/16" SIZE

|   |       |
|---|-------|
|    | _____ |
|   | _____ |
|   | _____ |
| <b>FRONT AREA 1</b><br>3 x 7  |       |
|    | _____ |
|   | _____ |
| <b>RIGHT SIDE AREA 2</b><br>2 x 11  |       |
|   | _____ |
|   | _____ |
|   | _____ |
| <b>BACK AREA 3</b><br>3 x 7   |       |
|  | _____ |
|   | _____ |
| <b>LEFT SIDE AREA 4</b><br>2 x 11   |       |

### Custom Engraving Form Must Accompany Purchase Order

End User Company Name: \_\_\_\_\_

End User Contact Person: \_\_\_\_\_

End User Phone Number: \_\_\_\_\_

End User E-mail (for logo approval): \_\_\_\_\_

Distributor Name: \_\_\_\_\_

Distributor P.O. Number: \_\_\_\_\_

**TOTAL SURCHARGE PER LOCK** →

Number of areas lasered per lock: \_\_\_\_\_ X \$1.00 list = \_\_\_\_\_

Key Marking: \_\_\_\_\_ X \$1.00 list = \_\_\_\_\_

**Total Additional List Price per Lock:** \_\_\_\_\_

Quantity Ordering: (minimum initial order of 48 locks) \_\_\_\_\_

\* Logo Engraving: Have you included a .pcx, .tif, .gif, or .bmp logo file on disk? Logos will be sized to fit area. Email graphic images to [logos@mlock.com](mailto:logos@mlock.com)