







Product Family North confined space and Rescue













Portable anchorage systems with aluminium tripod, available in extended length 2,1 m or 3M; Permanent winches, including brackets accessories, can handle a variety of tasks including confined space entry/egress, rescue work and material handling - Available in 15 m / 33 M galvanized or stainless steel cable & 9 mm kernmantel rope version.



Product Numbers & Ordering Information

Product Numbers	Details
 FP1009	Carrying Bag Small - Fits a self-retracting lifeline or winch
 FP2/415SR	Self Retracting Lifeline w/ Rescue Winch The integrated retrieval winch can raise or lower a person in an emergency situation. With a simple flick of the wrist, this 3-way SRL can be switched from fall arrest mode to retrieval mode to speed rescue of an injured worker. 50' - Stainless Steel
 FP2/515SD	Retractable Automatic Descent Device Self-retracting lifeline with descent brake for use in case rescue is not possible (after an arrested fall). Lowers the user to the ground at a safe speed. Also can be used for single person evacuation. 50' - Stainless Steel
 FP2/715SR	Manual Retrieval Winch The same robust durability and strength of North's 3-way SRL's is found in the Personnel Winch. It can handle a variety of tasks including material handling, confined space entry/egress and rescue work. Swivel snap hook equipped. 50' - Stainless Steel
 FP3/425SR	Self Retracting Lifeline w/ Rescue Winch The integrated retrieval winch can raise or lower a person in an emergency situation. With a simple flick of the wrist, this 3-way SRL can be switched from fall arrest mode to retrieval mode to speed rescue of an injured worker. 82' - Stainless Steel
 FP3/433SR	Self Retracting Lifeline w/ Rescue Winch The integrated retrieval winch can raise or lower a person in an emergency situation. With a simple flick of the wrist, this 3-way SRL can be switched from fall arrest mode to retrieval mode to speed rescue of an injured worker. 110' - Stainless Steel

North confined space and Rescue

	FP3/533SD	Retractable Automatic Descent Device Self-retracting lifeline with descent brake for use in case rescue is not possible (after an arrested fall). Lowers the user to the ground at a safe speed. Also can be used for single person evacuation. 110' - Stainless Steel
	FP3/733SR	Manual Retrieval Winch The same robust durability and strength of North's 3-way SRL's is found in the Personnel Winch. It can handle a variety of tasks including material handling, confined space entry/egress and rescue work. Swivel snap hook equipped. 110' - Stainless Steel
	FP4/5100D/100	Automatic Rope Descender Continuous rope system provides multiple person evacuation capability. One connector travels up to the next user while the current user descends. 11/32" (9 mm) static kernmantle rope with carabiners. 100'
	FP4017B	Lifting Yoke and Spreader Bar Comes with three Double locking snap hooks. The spreader bar keeps the shoulder snap hooks from pulling inwards.
	FP66/415SR	Tripod Rescue Kit 50' Retrieval Lifeline System Kit with 7' Tripod and 50' 3-way Self-Retracting Lifeline
	FP66/433SR	Tripod Rescue Kit 50' Retrieval Lifeline System Kit with 7' Tripod and 110' 3-way Self-Retracting Lifeline
	FP66/715SR	Tripod Rescue Kit 50' Retrieval Lifeline System Kit with 7' Tripod and 50' Winch
	FP6600/10	Portable Tripod Portable tripod with safety chain around legs - 10'
	FP6600/7	Portable Tripod Portable tripod with safety chain around legs - 7'
	FP6630/11	Tripod Carrying Bag Large Carrying Bag - 10' Tripod
	FP6630/7	Tripod Carrying Bag Large Carrying Bag - 7' Tripod
	FP6660/00	Davit Floor Base for Davit Mast General purpose base



FP6660/01

Davit concrete sleeve base core
Flush mount core sleeve



FP6660/02

Davit concrete sleeve w/flange
"Flush mount reinforced sleeve for concrete base w/flange"



FP6661

Standard ladder base
Ladder Davit top mount - steel



FP6662/00

Wall Mounted Davit Base
Wall Mounted Davit Base



FP6663/00

Portable Davit Base
Where temporary anchorage is required (use with 24" Davit System only)



FP6669/00

Davit Base Cap
"Standard cap to cover davit base cavity"



FP6669/01

Flush End Cap
"Flush mount cap to cover davit base cavity"



FP6670/24

Davit Mast
Davit mast 12" to 24"



FP6670/48

Davit Mast for Extended Boom
Davit mast 26" to 48"



FP6671

Ladder Davit
Ladder davit fixed 12"



FP6680/24

Davit Boom
Davit boom 12" to 24"



FP6680/36

Extended Davit Boom
Davit boom 26" to 36"



FP6680/48

Extended Davit Boom
Davit boom 36" to 48"

Additional Information

1-888-212-SAFE (7233)

Overview

Key Features

Portable anchorage systems with aluminium tripod, available in extended length 2,1 m or 3M; Permanent winches, including brackets accessories, can handle a variety of tasks including confined space entry/egress, rescue work and material handling - Available in 15 m / 33 M galvanized or stainless steel cable & 9 mm kermantel rope version.

Recommended Industries/Use

- Construction
- Manufacturing
- Utilities

Hazards

- Confined Space
- Fall from height

Regulations

- Regulations - ANSI
- Regulations - CSA
- Regulations - OSHA

Training & Proper Use

See Operating and Maintenance Instruction Manual for details.

Technical Support

1.800.873.5242 or hsptechinfo@honeywell.com