



















Product Family
Söll GlideLoc Vertical Height Access System

The Söll GlideLoc® Safe Climbing system includes fall protection ladders, guide rails, and guided type fall arresters. System accessories such as entry and exit devices, roof ascent or shaft entry equipment make it possible to design a system that is not only appropriate for the structure of the building or installation, but which also satisfies the very highest safety requirements.

Product Numbers & Ordering Information

	Product Numbers	Details
	YA4-(ladder length in mm)	Y-SPAR - YA4 stainless steel Simple, cost-effective, versatile safety ladder; Low surface area: keeps wind loads applied to the sub-structure to a minimum; also available with perforated rungs for applications in dirty environments; step width per side: 150 mm
	YST-(ladder length in mm)	Y-SPAR - YST galvanised steel Same specifications as Y-SPAR - YA4, however made of galvanised steel
	YAL-(ladder length in mm)	Y-SPAR - YAL aluminium Same specifications as Y-SPAR - YA4, however made of aluminium
	ZA4(ladder length in mm)	Twin ladder - ZA4 stainless steel Operator can glide his hands along the side rails; ideal for dirty environments; high distortion resistance; step width per side: 150 mm
	ZST(ladder length in mm)	Twin ladder - ZST galvanised steel Same specifications as Twin ladder - ZA4, however made of galvanised steel
	ZAL-(ladder length in mm)	Twin ladder - ZAL aluminium Same specifications as Twin ladder - ZA4, however made of aluminium

	17440 / 1027668	Connector - aluminium With safety cover plate; to connect aluminium Y-ladders; complete with all mounting screws; included in the delivery of each Y-ladder; must be used when an existing ladder is cut and reconnected
	17370 / 1027863	Connector - galvanised steel Same specifications as aluminium connector, however made in galvanized steel
	17534	Replacement rung for Y-spar 150mm - aluminium To replace damaged rungs on Y-spar and twin ladders; includes one rung and mounting material
	17657	Replacement rung for Y-spar 180mm - aluminium Same specifications as replacement rung with ref. 17534, however for 180mm
	25660	Replacement rung for Twin 150mm - aluminium Same specifications as replacement rung with ref. 17534, however for twin ladders
	25661	Replacement rung for Twin 180mm -aluminium Same specifications as replacement rung with ref. 17534, however for twin ladders 180mm.
	26026 / 1030291	Bottom/Top End Stop, breaking load 12kN for aluminium ladders For profile 52x51 mm, made of stainless steel; prevent the fall arrester from being inserted incorrectly or accidentally slipping out of the guide rail; supply of all fixings possible
	26027 / 1030292	Bottom/Top End Stop, breaking load 12kN for steel/stainless steel ladder and aluminium guide rail Same specifications as bottom/top end stop with ref. 26026, however for steel ladders and aluminium guide rail with profile 52x33mm, 50x32mm
	11634 / 1007733	Fixed end stop Same specifications as bottom/top end stop with ref. 26026, however a rigid end stop does not allow the fall arrester being taken out of the final top ladder section
	27138 / 1033231	End-stop, top/bottom on the side Same specifications as bottom/top end stop with ref. 26026, however used for ladder projection < 150 mm; mounting with reinforcement
	14673 / 1008093	Open bracket - aluminium - Projection: 150 mm Comes with stainless steel installation elements for fixing ladder to bracket; wall attachment must be drilled to suit site conditions; minimum bolt diameter for wall fixing: M16; custom made projections upon request
	10566 / 1027683	Closed bracket - aluminium - Projection 150 mm Same specifications as for the Open bracket, however closed and with variable mounting distance possible by moving and turning the bracket as required



21443 / 1027686

Closed bracket - aluminium Projection 220 mm

Same specifications as closed bracket with ref. 10566, however with projection of 220mm



10521 / 1027687

Brackets - aluminium

Consists of two bracket halves; complete with mounting elements for fixing to ladder; wall attachment must be drilled to suit site conditions; minimum bolt diameter 2 x M12; mounting distance on brickwork: 560mm



BB-VSTS(projection)

Bracket - galvanised steel- with adjustable projection

Used where ladder bends; mounting on catch bar; complete with all ladder mounting elements; wall attachment must be drilled to suit site conditions; minimum bolt diameter: M16



BS-ST5-(Ø in mm)

Clamp - galvanised steel

Projection up to 1000 mm possible; complete with mounting elements for fixing to ladder; exact mast diameter and projection has to be indicated; mast diameter: min. 60 mm, max. 1500 mm



BS-A4S-(Ø in mm)

Clamp - stainless steel

Same specifications as the galvanized steel clamp, however in stainless steel



BS-VSTS-(Ø in mm)

Clamp - galvanised steel - with adjustable projection

Used where ladder bends; complete with all ladder mounting elements; exact mast diameter and projection has to be indicated; mast diameter: min. 60 mm, max. 1500 mm; projection ranges: L = 250 - 325 mm L = 326 - 400 mm L = 401 - 475 mm



20848 / 1027718

Weld-on bracket - galvanised steel - projection: 150 mm

To be welded on site; complete with all mounting elements; Attention: structure must be suitable for welding



11226 / 1027719

Bracket - galvanised steel - projection: 150 mm

For use on tube structures of 20 - 70 mm diameter; complete with all mounting elements; support structure must be checked to ensure sufficient strength; exact tube diameter must be indicated



BB-DA

Mounting element - galvanised steel- for exterior of corner strut

For diagonal struts on lattice masts on the exterior of the corner strut; complete with all mounting elements; strut width must be indicated



BB-DI

Mounting element - galvanised steel- for interior of corner strut

Same specifications as the mounting element with ref. BB-DA, however for the interior of the corner strut



BB-DK

Mounting element - galvanised steel













For crossings of diagonal struts on lattice masts; complete with all mounting elements; strut width and any filler plate measurements must be indicated



23722 / 1027731

Folding footrest - galvanised steel- for Y-spar and twin ladders

Complies with DIN 18799; for Y-spar and twin ladders with step widths of 150 and 180 mm; rung distance: 280 mm; recommended mounting distance: 10 m; complete with all mounting elements

	26503	Folding footrest - stainless steel - for Y-spar and twin ladders Same specifications as the folding footrest with ref. 23722, however in stainless steel.
	23980	Folding footrest - galvanised steel - for climbways Same specifications as the folding footrest with ref. 23722, however for climbways with reinforcement
	24032	Folding footrest - galvanised steel- for aluminium ladders Same specifications as the folding footrest with ref. 23722, however for aluminium ladders with profile 50 x 50mm
	26534 / 1027732	Folding Footrest and platforms - galvanised steel With foldable working platforms on both sides to provide working access adjacent to the ladder; mounted to the guide rail and mast at the same time; for use by one person only; complete with all mounting elements; rung distance: 280 mm; step width: 150 and 180 mm; mast diameter and projection must be indicated; stainless steel available upon request
	26543 / 1027733	Folding Footrest and lefthand platform - galvanised steel Same specification as folding footrest with platforms, however with only a foldable working platform on the left side
	26545 / 1027734	Folding Footrest and righthand platform - galvanised steel Same specification as folding footrest with platforms, however with only a foldable working platform on the right side
	15391 / 1027735	Pivotal footrest- hinge on left side - galvanised steel Pivotal; for all aluminium Y-spar and twin ladders; complete with all mounting elements
	16547 / 1027736	Pivotal footrest - hinge on right side -galvanised steel Pivotal; for all aluminium Y-spar and twin ladders; complete with all mounting elements
	16124 / 1028002	Pivotal footrest - galvanized steel For mounting on step irons with a diameter of max. 20 mm; complete with all mounting elements
	18008 / 1028003	Pivotal footrest - stainless steel For mounting on step irons with a diameter of max. 20 mm; complete with all mounting elements
	21516 / 1028004	Footrest with hinge on left side - galvanised steel for GlideLoc guide rails Pivotal; for mounting on side rails with a width of max. 50 mm; complete with all mounting elements
	21520 / 1028006	Footrest with hinge on right side - galvanised steel for GlideLoc guide rails Pivotal; for mounting on side rails with a width of max. 50 mm; complete with all mounting elements



23724 / 1016231

Folding footrest for GlideLoc guide rails

Complies with DIN 18799; complete with all mounting elements; clearance of at least 220 mm between rungs; rung diameter: max. 30 mm



mark with 'A'

Recess

To insert and take out the fall arresters; as the fall protection unit does not have a protective function within the recess, there must be an end-stop (ordered separately) attached above the recess; at the time of ordering, the part of the ladder with a recess must be marked with an 'A' or the notice 'with recess'



10550 / 1027738

Exit section - aluminium - for Y-spar and twin ladders

To be installed within the climbway; to remove or insert the fall arrester; comes with single-use mounting tool; Attention: installation is only possible between two rungs



11317 / 1007743

Exit section - galvanized steel

To be installed within the climbway to remove or insert the fall arrester; comes with single-use mounting tool; For steel/stainless steel ladders and guide rails installation is only possible between two rungs; For GlideLoc guide rails rung distance: min. 250 mm, max. 320 mm; rung diameter: max. 24 mm



16978 / 1011795

Exit section - stainless steel

Same specifications as galvanized exit section, however made in stainless steel



21814 / 1027739

Rotary exit section without footrest - aluminium - for aluminium ladders

Used for leaving or entering the ladder system safely onto or from the platform behind the ladder; rotary exit section can be turned left or right; the top two rungs of the last ladder section must be removed; factory assembly on ladder section on demand (16604 / 1027938)



10558 / 1007114

Rotary exit section with footrest -aluminium - for aluminium ladders

Same specifications as rotary exit section ref. 21814, however with footrest that has two individually foldable platforms



16666 / 1027937

Rotary exit section without footrest -aluminium - for steel/stainless steel ladders

Same specifications as rotary exit section ref. 21814, however for steel/stainless steel ladders



17053 / 1007115

Rotary exit section with footrest -aluminium - for steel/stainless steel ladders

Same specifications as rotary exit section ref. 16666, however with footrest



HV-AL-(length in mm)

Reinforcement - aluminium - for aluminium ladders












Required when the distance between last mounting point and the top end of the ladder exceeds 525 mm; must be bolted onto the profile every 560 mm; must extend down over at least two mounting brackets; complete with all mounting elements; for Y-spar and twin ladders; square tube 50 x 50 x 4 mm



HV-ST-(length in mm)

Reinforcement - galvanized steel - for steel/stainless steel ladders

Required when the distance between last mounting point and the top end of the ladder exceeds 380 mm; must be bolted onto the profile every 560 mm; must extend down over at least two mounting brackets; complete with all mounting elements; square tube 50 x 30 x 3 mm

	HV-A4-(length in mm)	<p>Reinforcement - stainless steel - for steel/stainless steel ladders</p> <p>Same specifications as reinforcement with ref. HV-ST, however in stainless steel</p>
	23144 / 1027741	<p>Pivoting roof exit with hinge on left side - galvanised steel - for aluminium ladders</p> <p>To be used in confined spaces; used for leaving or entering the ladder system safely onto or from the platform behind the ladder; complete with all mounting elements; to be fixed on the central spar of the ladder; top ladder section must be at least 1400 mm long</p>
	24946	<p>Pivoting roof exit with hinge on right side - galvanised steel - for aluminium ladders</p> <p>Same specifications as pivoting roof exit with ref. 23144, however with hinge on the right side</p>
	23312 / 1027939	<p>Pivoting roof exit with hinge on left side - galvanised steel - for steel/stainless steel ladders</p> <p>Same specifications as pivoting roof exit with ref. 23144, however for steel/stainless steel ladders</p>
	26772	<p>Pivoting roof exit with hinge on right side - galvanised steel - for steel/stainless steel ladders</p> <p>Same specifications as pivoting roof exit with ref. 23312, however with hinge on the right side</p>
	21683 / 1027742	<p>Aluminium cover plate with hinge on left side - for Y-spar and twin ladders</p> <p>Without ladder section; prevents unauthorised people from climbing the front or the rear of the ladder; brackets are covered as well (up to projection 150 mm); opens laterally; hinges can be switched on site; stainless steel fixings; cylinder lock; plate length: 2500 mm; width: 523 mm; width when cover plate is open: 991 mm; factory assembly on a ladder section (16368 / 1027744); replacement key (17478 / 1027745)</p>
	21759 / 1027743	<p>Aluminium cover plate with hinge on right side - for Y-spar and twin ladders</p> <p>Same specifications as aluminium cover plate with ref. 21683, however with hinge on right side</p>
	21684 / 1027746	<p>Aluminium cover plate installed above normal height with hinge on left side - for Y-spar and twin ladders</p> <p>Same specifications as aluminium cover plate with ref. 21683, however with installation above normal height</p>
	21685 / 1027747	<p>Aluminium cover plate installed above normal height with hinge on right side - for Y-spar and twin ladders</p> <p>Same specifications as aluminium cover plate with ref. 21684, however with hinge on right side</p>
	11354 / 1007740	<p>Steel cover plate - for aluminium ladders with step width 150 mm</p> <p>Without ladder section; prevents unauthorised people from climbing the ladder; can be mounted and must be secured with a padlock; length: 2000 mm</p>
	10531 / 1027749	<p>Cable holder - aluminium</p> <p>To retain cables behind ladders and guide rails; complete with all mounting elements; for use on tubular masts or corner struts; if loaded equally, a cable holder can carry a max. of 12.5 kg; the total load of the cables must not exceed 35 kg/m</p>



15299 / 1027750

Turntable with bending radius of horizontal guide rail > 1000 mm - stainless steel - for aluminium ladders

For safe transfer from vertical to horizontal and vice versa; with aluminium profile for supporting the fall arrester; factory assembly on an aluminium Y-spar ladder (16884 / 1027752)



20793 / 1027751

Turntable with bending radius of horizontal guide rail < 1000 mm - stainless steel - for aluminium ladders

Same specifications as the turntable with ref. 15299, however with bending radius < 1000mm



11607 / 1027932

Turntable with bending radius of horizontal guide rail > 1000 mm - stainless steel - for steel/stainless steel ladders

Same specifications as the turntable with ref. 15299, however for steel/stainless steel ladders



20349 / 1028007

Turntable with bending radius of horizontal guide rail < 1000 mm - stainless steel - for steel/stainless steel ladders

Same specifications as the turntable with ref. 11607, however with bending radius < 1000mm



22322 / 1007134

Ho-Ver turntable - stainless steel

For safe transfer from vertical to horizontal and vice versa; the direction of travel can only be changed to the left or to the right



22495 / 1027933

Ho-Ver turntable with release option - stainless steel

Same specifications as the standard ho-ver turntable, however with release option in the pivoting part



22300

Turntable holder - galvanised steel

Holder for turntable mounting; alternative solution for mounting turntable with four brackets; complete with spacers and mounting elements; for mounting a turntable on a Söll GlideLoc steel ladder



17410 / 1027775

Manhole entry device - aluminium

For safe entry into manholes; only use together with lower part for manhole entry device; this device can be moved from one manhole ladder to another and can be locked



17065 / 1014667

Manhole entry device - stainless steel

Same specifications as the aluminium manhole entry device, however in stainless steel



16191 / 1014666

Lower part for manhole entry device - stainless steel

Fixed to the rear of the fixed guide rail; for both aluminium and stainless steel manhole entry devices



16612 / 1027776

Roundabout - galvanised steel - for aluminium ladders with mast diameter 200 to 350 mm

For safe transfer between two different offset climbways; projection of the climbways must be the same; mast diameter: min. 200 mm / max. 1000 mm; max. rotation angle: 200°; comprising parallel rods and carriage for offsetting the fall arrester; comes with all fixing elements; diagrams specifying the mast diameter, climbway offset angle, projection, ladder type and direction of rotation must be provided; mast diameter 200 to 350 mm



18697 / 1027777

Roundabout - galvanised steel - for aluminium ladders with mast diameter 351 to 500 mm


Same specifications as the roundabout with ref. 16612, however for mast diameter of 351 to 500mm



18698 / 1027778

Roundabout - galvanised steel - for aluminium ladders with mast diameter 501 to 700 mm


Same specifications as the roundabout with ref. 16612, however for mast diameter of 501 to 700mm



18699 / 1027779

Roundabout - galvanised steel - for aluminium ladders with mast diameter 701 to 1000 mm

Same specifications as the roundabout with ref. 16612, however for mast diameter of 701 to 1000mm



16352 / 1027945

Roundabout - galvanised steel - for steel/stainless steel ladders mast diameter 200 to 350 mm

For safe transfer between two different offset climbways; projection of the climbways must be the same; mast diameter: min. 200 mm / max. 1000 mm; max. rotation angle: 200°; comprising parallel rods and carriage for offsetting the fall arrester; comes with all fixing elements; diagrams specifying the mast diameter, climbway offset angle, projection, ladder type and direction of rotation must be provided; mast diameter 200 to 350 mm



18700 / 1027946

Roundabout - galvanised steel - for steel/stainless steel ladders mast diameter 351 to 500 mm

Same specifications as roundabout with ref. 16352, however for mast diameter 351 to 500mm



18701 / 1027947

Roundabout - galvanised steel - for steel/stainless steel ladders mast diameter 501 to 700 mm

Same specifications as roundabout with ref. 16352, however for mast diameter 501 to 700 mm



18702 / 1027948

Roundabout - galvanised steel - for steel/stainless steel ladders mast diameter 701 to 1000 mm

Same specifications as roundabout with ref. 16352, however for mast diameter 701 to 1000 mm



UP-(segment size)-(Ø in mm)

Transfer platform - galvanised steel

Can be used individually or with roundabout; complete with all mounting elements; diagrams specifying the mast diameter, position of the climbways and size of the segment (90°, 180° or 270°) must be provided; mast diameter: min. 100 mm / max. 1000 mm



10779 / 1027814

Mounting bracket with insertion aid for projection: 130 mm - galvanised steel

For use in mast clamp without lock (BES-OA); complete with mounting elements for fixing to ladder



18065

Mounting bracket with insertion aid for projection: 150 mm - galvanised steel

For use in mast clamp without lock (BES-OA); complete with mounting elements for fixing to ladder



14981 / 1027815

Bracket for mast clamp with lock - projection: 130 mm - galvanised steel

For use in mast clamp with lock (BES-MA); complete with mounting elements for fixing to ladder



19646

Bracket for mast clamp with lock - projection: 150 mm - galvanised steel













For use in mast clamp with lock (BES-MA); complete with mounting elements for fixing to ladder















14982 / 1027816













Bracket for mast clamp without lock - projection: 130 mm - galvanised steel














For use in mast clamp without lock (BES-OA); complete with mounting elements for fixing to ladder














	18068	<p>Bracket for mast clamp without lock - projection: 150 mm-galvanised steel</p> <p>For use in mast clamp without lock (BES-OA); complete with mounting elements for fixing to ladder</p>
	15772 / 1027817	<p>Fixed wall bracket - galvanised steel</p> <p>For retention of insertion suspension ladder; lockable; with hole for padlock: Ø 11 mm (padlock not included in delivery)</p>
	BES-OA-(Ø in mm)	<p>Mast clamp without lock - galvanised steel</p> <p>Exact mast diameter and dimensions of rear edge of ladder to structure must be indicated; mast diameter: min. 80 mm / max. 1500 mm</p>
	BES-MA	<p>Mast clamp with integrated lock - galvanised steel</p> <p>Same specifications as mast clamp ref. BES-OA, however with integrated lock</p>
	18419 / 1027824	<p>Mast clamp with projection - galvanised steel</p> <p>Only for use in conjunction with connector (17261 / 1027827); projection depends on the type of fixed installation ladder (max. 170 mm); the following required information must be indicated: mast diameter, type of fixed installation ladder, bracket for fixed installation ladder, including projection; mast diameter: min. 60 mm / max. 220 mm</p>
	17261 / 1027827	<p>Connector for insertion suspension ladder - galvanised steel</p> <p>For connection onto mast clamp with projection (18419 / 1027824) using locking bolt; complete with mounting elements for fixing to ladder</p>
	16624 / 1027828	<p>Connector - aluminium</p> <p>For insertion suspension ladder - installation from below; for connection with fixed installation ladder; complete with mounting elements for fixing to ladder</p>
	BB-SSTR-(projection in mm)	<p>Bracket - For steel/stainless steel ladders - galvanized steel</p> <p>Complete with all ladder mounting elements; wall attachment must be drilled to suit site conditions; minimum bolt diameter: M16; projection in 5 mm increments from 70 mm to max. 280 mm available; variable mounting distance possible by moving and turning the bracket as required</p>
	BB-SA4R-(projection in mm)	<p>Bracket - For steel/stainless steel ladders - stainless steel</p> <p>Same specifications as bracket BB-SSTR, however made in stainless steel</p>
	BS-STR-(Ø in mm)	<p>Clamp - For steel/stainless steel ladders - galvanized steel</p> <p>Projection up to 1000 mm possible; complete with all mounting elements; exact mast diameter and projection must be indicated</p>
	BS-A4R-(Ø in mm)	<p>Clamp - For steel/stainless steel ladders - stainless steel</p> <p>Same specifications as clamp with ref. BS-STR, however made in stainless steel</p>
	11025 / 1027720	<p>Angle corner mounting bracket for use on corner struts with angle profile up to 100 x 100 - galvanised steel</p> <p>For use on corner struts of lattice masts with angle profile; complete with all mounting elements; support structure must be checked to ensure sufficient strength; for use on corner struts with angle profile up to 100 x 100 (11025 / 1027720)</p>







	14696 / 1027721	Angle corner mounting bracket for use on corner struts with angle profile from 110 x 110 to 140 x 140 - galvanised steel Same specifications as angle corner mounting bracket ref. 11025, however for use on corner struts with angle profile from 110 x 110 to 140 x 140
	14698 / 1027722	Angle corner mounting bracket for use on corner struts with angle profile from 150 x 150 to 180 x 180 - galvanised steel Same specifications as angle corner mounting bracket ref. 11025, however for use on corner struts with angle profile from 150 x 150 to 180 x 180
	14699 / 1027723	Angle corner mounting bracket for use on corner struts with angle profile from 190 x 190 to 220 x 220 - galvanised steel Same specifications as angle corner mounting bracket ref. 11025, however for use on corner struts with angle profile from 190 x 190 to 220 x 220
	14700 / 1027724	Angle corner mounting bracket for use on corner struts with angle profile from 230 x 230 to 260 x 260 - galvanised steel Same specifications as angle corner mounting bracket ref. 11025, however for use on corner struts with angle profile from 230 x 230 to 260 x 260
	11222 / 1013300	Clamp for round rungs - galvanised steel For retrofitting safety ladders to support structures made of round tube steel; complete with all mounting elements; support structure must be checked to ensure sufficient strength
	16601 / 1027887	Clamp for round rungs - stainless steel Same specifications as clamp for round rungs ref. 11222, however made in stainless steel
	24462	Clamp for square rungs - galvanised steel For retrofitting safety ladders to support structures made of angle steel, U and hollow profiles; complete with all mounting elements; support structure must be checked to ensure sufficient strength
	BB-VSTR(projection in mm)	Bracket - galvanised steel With adjustable projection; complete with all ladder mounting elements; wall attachment must be drilled to suit site conditions; minimum bolt diameter: M16
	12709 / 1027893	Bracket - galvanised steel For use on tube structures of 20 - 70 mm diameter; complete with all mounting elements; support structure must be checked to ensure sufficient strength; exact diameter must be indicated
	12732 / 1027894	Weld-on bracket for steel/stainless steel ladders - raw steel To be welded on site; projection 150 mm; complete with all mounting elements; ensure structure is suitable for welding
	16629 / 1027895	Weld-on bracket for steel/stainless steel ladders - galvanized steel Same specifications as weld-on bracket with ref. 12732, however made in galvanized steel
	16596 / 1027896	Weld-on bracket for steel/stainless steel ladders - stainless steel Same specifications as weld-on bracket with ref. 12732, however made in stainless steel

	BB-VSTAD(projection in mm)	Mounting bracket with adapter - galvanised steel With adjustable projection; used where ladder bends; complete with all ladder mounting elements; wall attachment must be drilled to suit site conditions; minimum bolt diameter: M16
	16315 / 1010621	Twisted changeover rail - clockwise turn - galvanised steel Guide rails with 90° bend allows transfer from vertical to horizontal direction; to be used only with Söll GlideLoc fall arresters included in the product range after March 2003; the guide rail is also turned 90° in the area of the bend; attachment is required for the horizontal rail area (not included in delivery); comes with connector, fixing cross and end-stop
	16292 / 1027941	Twisted changeover rail - anticlockwise turn - galvanised steel Same specifications as twisted changeover rail ref. 16315, however with anticlockwise turn
	FS-SAL-(ladder length in mm)	Guide rail - aluminium For vertical application; with connector; mounting distance: recommended 1400 mm - max. 1680 mm; max. section length: 4480 mm
	FS-SST-(ladder length in mm)	Guide rail - galvanised steel Same specifications as Guide rail FS-SAL, however made of galvanised steel
	FS-SA4-(ladder length in mm)	Guide rail - stainless steel Same specifications as Guide rail FS-SAL, however made of stainless steel
	17372 / 1028024	Connector for steel guide rails - galvanized steel To connect guide rails; complete with all mounting elements; included in the delivery of each guide rail
	17988 / 1028025	Connector for stainless steel guide rails - stainless steel To connect guide rails; complete with all mounting elements; included in the delivery of each guide rail
	17055 / 1028026	Connector for aluminium guide rails - stainless steel To connect guide rails; complete with all mounting elements; included in the delivery of each guide rail
	25589	Connector internal - stainless steel Only for aluminium guide rails; to compensate for different lengths; gap width max. 50 mm
	26791	Straight clamp for angle profiles - galvanised steel For retrofitting guide rails on ladders with rungs made of angle steel; complete with all mounting elements
	26761	Straight clamp for square/U-rungs - galvanised steel Same specifications as straight clamp ref. 26791, however for square/U-rungs or hollow profiles

	18861 / 1007950	Shim with d = 5 mm - galvanised steel To compensate for different heights of individual rungs; clamping rail screw length must be adapted as necessary
	18860 / 1027988	Shim with d = 3 mm - galvanised steel To compensate for different heights of individual rungs; clamping rail screw length must be adapted as necessary
	18863 / 1027989	Shim with d = 5 mm - stainless steel To compensate for different heights of individual rungs; clamping rail screw length must be adapted as necessary
	18862 / 1027990	Shim with d = 3 mm - stainless steel To compensate for different heights of individual rungs; clamping rail screw length must be adapted as necessary
	18859 / 1027991	Shim with d = 2 mm - stainless steel To compensate for different heights of individual rungs; clamping rail screw length must be adapted as necessary
	10903 / 1007735	Clamp with screw length M12 x 80 for rung diameter of 25 mm - galvanized steel For retrofitting on ladders or step irons; complete with all mounting elements; support structure end/or wall mounting must be checked to ensure sufficient strength
	14804 / 1013115	Clamp with screw length M12 x 90 for rung diameter 26-35mm - galvanized steel Same specifications as galvanized steel clamp with ref. 10903, however with screw length M12 x 90 for rung diameter 26-35mm
	14805 / 1027983	Clamp with screw length M12 x 100 for rung diameter 36-45mm - galvanized steel Same specifications as galvanized steel clamp with ref. 10903, however with screw length M12 x 100 for rung diameter 36-45mm
	14806 / 1027985	Clamp with screw length M12 x 110 for rung diameter 46-55mm - galvanized steel Same specifications as galvanized steel clamp with ref. 10903, however with screw length M12 x 110 for rung diameter 46-55mm
	14807 / 1007833	Clamp with screw length M12 x 120 for rung diameter 56-65mm - galvanized steel Same specifications as galvanized steel clamp with ref. 10903, however with screw length M12 x 120 for rung diameter 56-65mm
	14809 / 1011313	Clamp with screw length M12 x 70 for rung diameter of 25 mm - stainless steel For retrofitting on ladders or step irons; complete with all mounting elements; support structure end/or wall mounting must be checked to ensure sufficient strength
	14813 / 1016091	Clamp with screw length M12 x 80 for rung diameter 26-35mm - stainless steel Same specifications as stainless steel clamp ref. 14809, however with screw length M12 x 80 for rung diameter 26-35mm

	14814 / 1027984	Clamp with screw length M12 x 90 for rung diameter 36-45mm - stainless steel Same specifications as stainless steel clamp ref. 14809, however with screw length M12 x 90 for rung diameter 36-45mm
	14815 / 1027986	Clamp with screw length M12 x 100 for rung diameter 46-55mm - stainless steel Same specifications as stainless steel clamp ref. 14809, however with screw length M12 x 100 for rung diameter 46-55mm
	14816 / 1027987	Clamp with screw length M12 x 120 for rung diameter 56-70mm - stainless steel Same specifications as stainless steel clamp ref. 14809, however with screw length M12 x 120 for rung diameter 56-70mm
	11382 / 1027994	Standard clamp - galvanized steel For mounting on existing safety ladders with side rails; complete with all mounting elements
	16847 / 1027995	Standard clamp - stainless steel For mounting on existing safety ladders with side rails; complete with all mounting elements
	19091 / 1027996	Customized clamp - galvanized steel For mounting on existing safety ladders with side rails; complete with all mounting elements
	21284 / 1027997	Customized clamp - stainless steel For mounting on existing safety ladders with side rails; complete with all mounting elements
	23961	Clamp for mounting on I/U-supports - galvanized steel When ordering please specify dimensions 'h' and 'b'; only for use in conjunction with side end-stop (27136 / 1033231)
	26665	Clamp for mounting on I/U-supports - stainless steel Same specifications as clamp with ref. 23961, however made in stainless steel
	18363 / 1027998	Clamp for mounting on side rails - galvanised steel For mounting on side rails with diameter 20 - 70 mm; complete with all mounting elements
	26944	Rung bracket for rung dimensions 20x20mm For mounting on aluminium ladders; complete with all mounting elements; for rung distance 280 mm only; other dimensions from 20 to 27mm available upon request
	26826	Rung bracket for rung dimensions 21x21mm Same specifications as rung bracket with ref. 26944, however for rung dimensions 21x21mm
	27003	Rung bracket for rung dimensions 25x25mm Same specifications as rung bracket with ref. 26944, however for rung dimensions 25x25mm

	26189	Rung bracket for rung dimensions 25x34mm Same specifications as rung bracket with ref. 26944, however for rung dimensions 25x34mm
	26318	Rung bracket for rung dimensions 28x28mm Same specifications as rung bracket with ref. 26944, however for rung dimensions 28x28mm
	27367	Rung bracket for rung dimensions 29x29mm Same specifications as rung bracket with ref. 26944, however for rung dimensions 29x29mm
	25588	Rung bracket for rung dimensions 29x27mm Same specifications as rung bracket with ref. 26944, however for rung dimensions 29x27mm
	26067 / 1030952	Rung bracket for rung dimensions 30x30mm Same specifications as rung bracket with ref. 26944, however for rung dimensions 30x30mm
	25790 / 1030242	Rung bracket for rung dimensions 31x31mm Same specifications as rung bracket with ref. 26944, however for rung dimensions 31x31mm
	11319 / 1027992	Bracket for lateral mounting of guide rails on step irons - galvanized steel Only for step irons with a diameter of 20 to 25 mm; complete with all mounting elements
	17989 / 1027993	Bracket for lateral mounting of guide rails on step irons - stainless steel Only for step irons with a diameter of 20 to 25 mm; complete with all mounting elements
	11102 / 1027999	Bracket - galvanized steel For mounting of horizontal guide rails; complete with all mounting elements; support structure must be checked to ensure sufficient strength
	16838 / 1028000	Bracket - stainless steel For mounting of horizontal guide rails; complete with all mounting elements; support structure must be checked to ensure sufficient strength
	17228 / 1028001	Bracket - galvanised steel For mounting on side rails from angle profile up to 50 x 50 mm; complete with all mounting elements
	19876	Identification plate not engraved - aluminium For fall protection device Söll GlideLoc fall protection systems; cover plate assembled in factory; must be affixed to each access point; languages D/E/F/ES
	20854	Identification plate engraved for galvanized steel ladder - aluminium Same specifications as ID plate with ref. 19876, however engraved for galvanized steel ladders

	20855	<p>Identification plate engraved for stainless steel ladder - aluminium</p> <p>Same specifications as ID plate with ref. 19876, however engraved for stainless steel ladders</p>
	18072 / 1028075	<p>Ice scraper</p> <p>Removes frost and ice on the inside and outside of the running surfaces of the Söll GlideLoc guide rails; can be used for all profiles; anodised aluminium body; spring steel blades</p>
	27441 / 1033980	<p>Söll BodyControl I fall arrester</p> <p>Complies with EN 353-1:2014; sternal Connection; arrests in all fall situations: back- and downwards; for climbing close to the ladder; with energy-absorbing element; triple action swivel Karabiner; aluminium body, stainless steel safety catch</p>
	27440 / 1033981	<p>Söll BodyControl II fall arrester</p> <p>Complies with EN 353-1:2014; sternal and ventral connection; textile strap for connection to sternal harness attachment point; arrests in all fall situations: back- and downwards; for climbing while leaning back; with energy-absorbing element; triple action swivel Karabiner; aluminium body, stainless steel safety catch</p>
	27872 / 1034700	<p>Söll Comfort 2 fall arrester</p> <p>Base body, safety catch and self-locking safety karabiner are manufactured from saltwater-proof stainless steel</p>
	27871 / 1034702	<p>Söll Universal II fall arrester</p> <p>Complies with EN 353-1:2002 and CNB/P/11.073; can be inserted and removed at any position; self-closing swivel safety karabiner and three self-locking aluminium elements; for vertical and horizontal use in all Söll GlideLoc fall protection systems; fall arrester manufactured from stainless steel</p>

Overview

Key Features

Söll GlideLoc fall protection ladders have an integrated guide rail for the guided-type fall arrester in the centre stile. They are available in aluminum, galvanized or stainless steel both as central-stile ladders (Y-spar) and with side stiles (twin ladder).

- Distance between rungs is 280mm. Customised designs may be available.
- Durable construction for extended service life
- Accommodates multiple workers

The easy-climb Söll GlideLoc guided type fall arrester offers hands-free safety at height that ultimately increases worker mobility, safety and productivity.

- Guided type fall arrester is fixed by the karabiner hook to the D-ring of the full body harness and inserted into the guide rail
- Engineered for smooth operation for ascending/descending, provides an easier, more comfortable climb
- Automatic design – keeps both hands free for climbing
- Stainless steel catch clamp – locks into the rail in the event of a fall
- Integrated shock-absorbing mechanism – reduces force on the worker and system in the event of a fall
- Fall indicator – alerts user to know when to remove the product from service
- Integrated swivel, auto-locking carabiner connection – aids in trailing alignment and meets allowable attachment length
- Design prevents up-side-down installation – increases worker safety by ensuring proper attachment
- No requirement to lean back while climbing – reduces fatigue; ideal for ladder cages and confined spaces
- Ergonomically designed for easy one-hand installation – increases productivity

Fall protection for the highest safety requirements

A safe climbing system must meet stringent safety standards and be resistant to wear and tear.

- Söll GlideLoc guide rails allow a combination of vertical and horizontal access without having to disconnect and

reconnect.

- Rail systems permit safe roof and platform access.

Horizontal access to workplaces at height

The EN 795:2012 compliant GuideLoc anchorage device is based on guide rails and is designed to provide a safe working environment for people working at height such as on roofs. The worker wears a full body harness and uses a lanyard (or other connector compliant with EN 354/ EN 355) to connect to the eye of the shuttle, which travels along the rail. For overhead applications a retractable fall arrester can be used to provide the most effective means of protection.

Systems are available in easy-to-install kits or can be customized for your application with additional available components, including:

- Brackets for larger ladder rungs
- Brackets to attach to ladder side rails
- Foldable foot rests for long ladders
- Shaft entry device to provide easy access to manholes and roof hatches

Ideal for:

- Permanent Ladder Applications
- Wind Power/Turbines
- Telecommunications
- Construction, buildings and facades
- Utilities
- Industrial Facilities / chimneys
- Drilling Rigs/Platforms
- Shipbuilding
- Crane Installation
- Confined Space
- Loading bays

Regulations

- Meets the EN 353-1:2014 and AS/NZS 1891 standards (and all applicable OSHA, ANSI and CSA standards)

Warranty Information

We sincerely believe that our fall protection equipment is the best in the world. Our products endure rigorous test to ensure that the fall protection equipment you trust is manufactured to the highest standards. Miller fall protection products are tested to withstand normal wear and tear, but are not indestructible and can be damaged by misuse. Our Limited Lifetime Warranty does not apply to normal wear and tear or abusive treatment of the product. In the unlikely event that you should discover defects in either workmanship or materials, under our Limited Lifetime Warranty, we will repair or replace the product at our expense. If a replacement is necessary and your product is no longer available, a comparable product will be substituted. Should a product issue surface, contact us at +33 248 53 00 80 (Southern Europe) or +49 9281 8302 0 (Northern Europe). Manufacturing specifications are subject to change without notice.

Specifications

Söll BodyControl Fall Arrester

- Attaches at top or bottom of rail

Söll Universal II Fall Arrester

- Attaches anywhere on rail

Söll Comfort 2 Fall Arrester

- Specially-designed for highly corrosive environments

Permanently installed climbing systems are tested and certified as a complete single system, including Söll guide rails, Söll fall arresters and Söll accessories. This means that, in a Söll GlideLoc® system only the Söll GlideLoc® fall arresters may be used. It is not permitted to use fall arresters from other manufacturers in these systems. Their use does comply with the regulations, hence, their functionality can not be guaranteed and in the event of an accident, Honeywell will not be liable.

Markings

The following is engraved on each Söll GlideLoc fall arrester:

- Name of Manufacturer
- Date of Manufacture and Serial number
- CE-Label and Key-code of testing institute
- Indication to read manual
- Type of system
- Relevant standard

Furthermore, an **icon** indicates to read the instruction manual before use. An **arrow** also indicates the correct direction of use. The **date plate** indicates when the next inspection is due.

Certifications

Söll GlideLoc ZP-B005-17_EN

http://www.honeywellsafety.com/Supplementary/Documents_and_Downloads/Fall_Protection/Permanent_Anchorage_Systems/4294998544/1033.aspx

Söll GlideLoc EC-type examination certificate

Conformity licence Söll GlideLoc EN_2017

http://www.honeywellsafety.com/Supplementary/Documents_and_Downloads/Fall_Protection/Permanent_Anchorage_Systems/4294998538/1033.aspx

Söll GlideLoc conformity license

Literature & Documents

Miller_Söll_GlideLoc_BodyControl_cover_BC_II_UK

http://www.honeywellsafety.com/Supplementary/Documents_and_Downloads/Fall_Protection/Permanent_Anchorage_Systems/4294998566/1033.aspx

Söll GlideLoc - Brochure

Technical Data Sheet - Universal II_27871_EN

http://www.honeywellsafety.com/Supplementary/Documents_and_Downloads/Fall_Protection/Permanent_Anchorage_Systems/4294998570/1033.aspx

Söll GlideLoc - Universal II - Technical data sheet

Technical Data Sheet - Comfort 2_27872_EN

http://www.honeywellsafety.com/Supplementary/Documents_and_Downloads/Fall_Protection/Permanent_Anchorage_Systems/4294998569/1033.aspx

Söll GlideLoc - Comfort 2 - Technical data sheet

Training & Proper Use

Proper product training and professional fall protection training is recommended. Refer to Product Use Instructions enclosed with products.

Additional Information

+33 248 53 00 80 (Southern Europe) or +49 9281 8302 0 (Northern Europe).

email: lignedevie.hsp@honeywell.com (Southern Europe) or info-soell.hsp@honeywell.com (Northern Europe)

Technical Support

+33 248 53 00 80 (Southern Europe) or +49 9281 8302 0 (Northern Europe).

email: lignedevie.hsp@honeywell.com (Southern Europe) or info-soell.hsp@honeywell.com (Northern Europe)