

Safety Dispensing Containers




Same benefits of our classic Type I safety cans, but also include faucets for safe dispensing of hazardous liquids into small flasks and beakers

- All styles are FM-approved
- Fill spouts feature self-closing pressure-relief caps and stainless-steel flame arresters
- Self-closing faucets provide trouble-free dispensing
- **Polyethylene Safety Dispensing Cans** provide superb corrosion protection, and a unique current-carrying carbon insert embedded into the container allows for proper grounding
- **Steel & Poly Shelf Cans** have a faucet mounted 2-in (51-mm) above the bottom to eliminate the need to lift the cans during dispensing
- **Steel-Tilt Cans** have a faucet on top and the can rests in a sturdy metal cradle. Cradle base measures 13.8125- by 14-in (351-mm x 356-mm).



Tilt cradle allows can to swing forward for dispensing while holding can securely on bench top.



Description and Capacity	Can OD x H	Approv/Lstg Regulation	Red Can Model	Yellow Can Model	CA Prop 65
2.5 gallon (9.5 L) steel safety shelf can with bottom faucet 08540	11.75 x 11.5 in 298 x 292 mm	FM	7225140	7225240	
2.5 gallon (9.5 L) steel safety shelf can with bottom faucet 08902			7225150	7225250	
5 gallon (19 L) steel safety shelf can with bottom faucet 08540	7150140		7150240		
5 gallon (19 L) steel safety shelf can with bottom faucet 08902	7150150		7150250		
5 gallon (19 L) tilt steel safety can with top faucet 08540 and stand	11.75 x 15.875 in 298 x 403 mm		7150146		
5 gallon (19 L) tilt steel safety can with top faucet 08902 and stand		FM, UL	7150156		
5 gallon (19 L) steel safety can with top faucet 08540	11.75 x 15.875 in 298 x 403 mm	FM	7150147		
5 gallon (19 L) steel safety can with top faucet 08902			7150157		
1 gallon (4 L) oval polyethylene safety shelf can with self-close stainless steel faucet 08919	7.25 x 11.5 in 184 x 292 mm		14169	—	
5 gallon (19 L) polyethylene safety shelf can with self-close bottom faucet 08540	11.5 x 17 in 292 x 432 mm		14545		
5 gallon (19 L) polyethylene tilt safety can with self-close faucet 08540 and stand	11.5 x 17 in 292 x 432 mm		14535		
5 gallon (19 L) polyethylene safety can with self-close top faucet 08540			14540		

⚠ WARNING: This product can expose you to chemicals including lead, which is known to the State of California to cause cancer and birth defects or other reproductive harm. For more information go to www.P65Warnings.ca.gov.