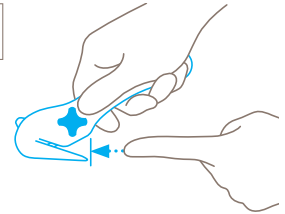


TECHNICAL DATA SHEET

SECUMAX COMBI NO. 109137

Safety technology



Concealed blade – a maximum degree of safety

The SECUMAX COMBI blade is not an open one, but is hidden from people and goods. This provides you with the highest degree of safety from cut injuries and from damage to goods.



SAFETY KNIFE WITH CONCEALED BLADE, ESPECIALLY FOR CUTTING ALL TYPES OF FOIL.

Order No. 109137.02

Combines performance with safety.

The SECUMAX COMBI is our best weapon for defeating all types of packaging film. Stretch film, shrink film or wrapping film? Thick or thin? Anything you need to cut. And the concealed blade means it can come neither close to you nor your goods. This is what we call „maximum safety“. Besides from film, you can cut plastic strapping band, leather and with the right blade, even safety belt.

Safety first

The concealed blade protects you and your goods. The long, rounded nose guides you as you cut. All in all, cutting with the SECUMAX COMBI is a safe and precise event.

4-times usable blade

Increase the time of the blade by being sure to use all four sharp corners, one after another. In this way, you can minimize costs while ensuring your cutter performs consistently.

Ergonomic handle

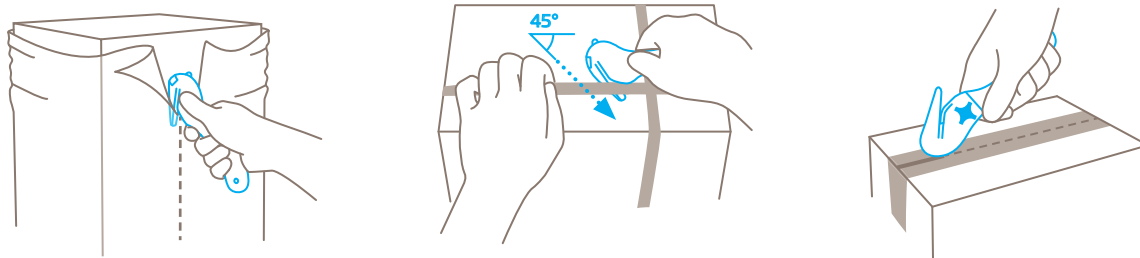
Handle every job with ease! The ergonomically shaped handle of the SECUMAX COMBI helps you to work quickly and effectively.

Tool-less blade change

When the time comes, you can change your blade easily and safely. Manually loosen the screw holding the blade cover shut, open the cover and take out the blade. Rotate or replace to the blade, and continue cutting.

For packaging tape

The SECUMAX COMBI is a cutting tool with many excellent properties, including the ability to effortlessly split adhesive tape. Use the integrated small metal plate located at the head of the tool for best results.



PRODUCT FEATURES

Technical features

	Maximum safety		Tool-less blade change		Abrasion resistant		Ergonomic
	4-times usable blade		Cutting depth		Tape splitter		For right and left hander
	Lanyard hole		Printable for promotional purposes				

Main cutting materials

	Wrapping, stretch, and shrink foil		Plastic strapping band		Tape		Yarn, cord
	Bagged goods		Layers of foil or paper		Textile, material		Felt
	Leather		Safety belt				

Installed blade



NO. 37040
0.40 mm, deep-edged

Optional blade



NO. 36040
0.40 mm, deep-edged



NO. 37030
0.30 mm



NO. 36030
0.30 mm



NO. 35030
0.30 mm, Gillette-slotted



NO. 13630
0.30 mm, stainless



NO. 13730
0.30 mm, stainless



NO. 83730
0.30 mm, stainless,
TiN coated



NO. 83630
0.30 mm, stainless,
TiN coated

BLADE CHANGE



The SECUMAX COMBi can be **easily opened by hand** by turning a specially designed screw cap.

Unscrew the cap and lift the blade cover. You can now turn the blade on the other side or replace.

SERVICES OFFERED



Training video



Technical data sheet



Consulting service

PRODUCT AND PACKAGING DETAILS

Order No.	NO. 109137.02	Packaging unit	1 in single unit box
Knife size (L x W x H)	155 x 11 x 54 mm	Size Single unit box	157 x 13 x 56 mm
Weight knife	45.0 g	Weight single unit box	60.0 g
Basic material	Glass fibre reinforced plastic	EAN Code single unit box	4002632916267
Cutting depth	3.2 mm	Quantity in outer pack	10 knives
		Weight outer pack	650.0 g
		EAN Code outer pack	4002632967580
		Customs tariff number	82149000

SAFETY CERTIFICATE

Date of issue	27.08.2010
Certificate	GS certificate NO. S 60033010

Certificates and awards



SECURITY ADVICE

To ensure that you use your new MARTOR knife safely and most effectively, please read and note the following user-instructions. Please keep the written guide in a safe place so that you can access it at any time.

1. General application instructions: Please use the product carefully for cutting work only and not for any purposes other than those that are intended. Please take the correct handling and the proper use of the knives into account in this regard.

2. Special application instructions to avoid the danger of injuries: Only use knives that are in perfect condition and have sharp, clean and undamaged blades. employ the utmost care when handling the knives.

CAUTION: The blade is sharp and can result in serious and deep cuts. Therefore, never reach into the blade! To reduce the danger of injuries, hold the hand that is being used to restrain and stabilise the cutting base in such a manner that the restraining hand or even other body parts are not endangered in the event that the knife slips.

3. Replacement of spare parts: Replace any blades that become dull at the right time! Use only the replacement blades available at MARTOR for this purpose. Dispose of old blades

in a proper fashion. They should not be placed in a waste paper bin, as this poses a considerable danger of injuries. Never perform any repairs yourself. If the knife displays signs of aging or other wear, e.g. function problems when changing the blade or in the handling of the blade pushers, then it must be rejected and replaced with a new one. Any modifications or manipulations to the product are prohibited, as they impair the product safety. **CAUTION:** There is an extremely high danger of injuries here!

4. Non-use of the knife: Always secure the blade in such a way that injuries due to cuts are excluded. Store the knife in a secure place.


5. Care instructions: Always keep the knife clean and do not expose it to unnecessary humidity to safeguard a long service life.

CAUTION: No liability will be assumed for consequential losses. Subject to technical changes and errors! This knife does not belong in the hands of children!

ACCESSORIES

LOCKING KEY COMBI

NO. 9855



Do all of your employees know how to safely change a blade? Have they had practice? Do they know when it is really necessary? A lack of knowledge can be both unsafe and uneconomical. The SECUMAX COMBI is your alternative. Only those with a locking key have access to the blade and the right to either rotate or change.

BELT HOLSTER S

WITH CLIP

NO. 9920



What do you do with your cutting tools when you are not actually using them? The MARTOR BELT HOLSTER S is a robust holder that allows you to carry all compact MARTOR cutters as well as our safety scissors at all times. In addition, the compartments are designed to allow you to load different tools: for example you can also carry a pen or a pack of blades. The MARTOR BELT HOLSTER is the ideal place to stow your tools safely when moving from A to B - and have them at hand, as soon as they are required.

USED BLADE CONTAINER

NO. 9810




You can fill the USED BLADE CONTAINER with the content of your SAFEBOX. Or directly with your used blades. When the box is full, turn the lid until it shuts. Now the box cannot be reopened. The next step is to safely and completely dispose of the filled USED BLADE CONTAINER.

WALL MOUNT BRACKET

USED BLADE

CONTAINER

NO. 9845



Include it in your order now! With this mounting bracket you can fix your USED BLADE CONTAINER to a central location. Use the clamp and screws and nuts supplied with the product to attach it to either a pipe or a rod.

SAFEBOX

NO. 108000



The SAFEBOX is large enough to store a large number of used blades safely. And at the same time, it is compact enough to carry with you. The two slits are not only used for filling, but also to „shorten“ your snap-off blades. When your SAFEBOX is full, empty it into your USED BLADE CONTAINER.

MANUFACTURER

MARTOR KG | Lindgesfeld 28 | 42653 Solingen | Germany

T +49 212 73870-0 | F +49 212 73870-90 | info@martor.de | www.martor.com