

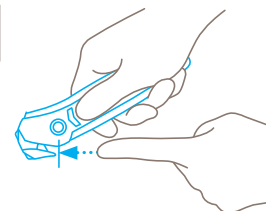
THE SAFER WAY  
TO CUT.

**martor**

## TECHNICAL DATA SHEET

**SECUMAX 350**  
NO. 350001

### Safety technology



#### **Concealed blade – a maximum degree of safety**

The SECUMAX 350 blade is not an open one, but is hidden from people and goods. This provides you with a maximum degree of safety from cut injuries and from damage to goods.



### SAFETY KNIFE WITH CONCEALED BLADE AND VERSATILE BLADE HEAD.

**Order No.** 350001.02

#### **More fun while you work? Try it out.**

The SECUMAX 350 is a combination of versatility, comfort and safety. A maximum degree of safety. Featuring an innovative blade change, this knife is multi-talented. It can be used to cut all standard materials, from film to plastic-straping, from paper to 2-ply cardboard. It splits adhesive tape easily too. And it is so comfortable to hold that you won't want to put it down.

#### **2-in-1 blade head**

Double function, double use: with two cutting edges and two tape splitters, this multifunctional blade head exceeds itself. Before you need to change the blade, flip it over once to use the second side.

#### **Concealed blade**

The blade head's two cutting edges are safely concealed to protect users and goods and are yet capable of safely cutting 2-ply cardboard boxes and much more.

#### **Spare blade in storage**

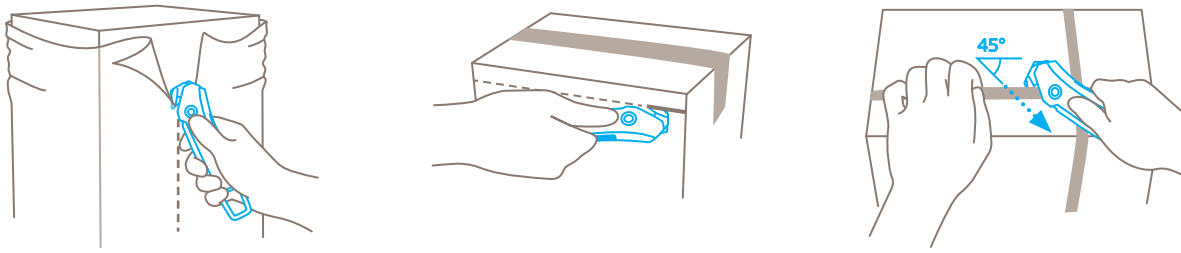
Blade change is easily and safely executed. Look for the arrow and follow its lead. Open the blue inner side of the knife to reveal the spare blade. The mounted blade will simultaneously unlatch.

#### **Light and easy**

A cutting heavyweight, but with only 38 grams, this knife is rather lightweight. Meaning that even high cutting frequencies won't weigh you down. There's no need to stress when handling the blade either: a plastic jacket protects your fingers.

#### **Ergonomically shaped**

Right handed or left handed? It's really all the same. The SECUMAX 350 fits perfectly in any hand. Gently arched outer edges, coupled with suitably located soft grip and light ribbing make for an ergonomic experience.



PRODUCT FEATURES

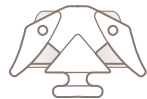
Technical features

Maximum safety	Tool-less blade change	Abrasion resistant	Very ergonomic
2-cutting edge blade	1 spare blade in knife body	Cutting depth	Tape splitter
Soft grip	For right and left handers	Lanyard hole	Printable for promotional purposes

Main cutting materials

Cardboard: up to 2-ply	Wrapping, stretch and shrink foil	Tape	Plastic strapping band
Bagged goods	Layers of foil or paper	Yarn, cord	Felt

Installed blade



**NO. 3550**  
0.30 mm

Optional blade



**NO. 3448**  
0.50 mm

BLADE CHANGE




Swing open the **blade magazine**. The fitted blade head will automatically disengage.



Remove the fitted blade from the head of the cutter. Now you can either **rotate or replace** the blade.



Position the spare blade **parallel** to the slanted side of the cutter head. Push the blade in, and then **downwards**, until fully engaged.



Push the blade magazine **back into the handle** to lock the blade head in place.

## SERVICES OFFERED



Safety poster



Training video



Technical data sheet



Consulting service

## PRODUCT AND PACKAGING DETAILS

Order No.	NO. 350001.02	Packaging unit	1 in single unit box
Knife size (L x W x H)	154 x 12 x 40 mm	Size Single unit box	160 x 15.5 x 42 mm
Weight knife	38.0 g	Weight single unit box	50.0 g
Basic material	Glass fibre reinforced plastic	EAN Code single unit box	4002632920820
Cutting depth	6 mm	Quantity in outer pack	10 knives
		Size outer pack	88 x 80 x 165 mm
		Weight outer pack	560.0 g
		EAN Code outer pack	4002632972140
		Customs tariff number	82119200

## SAFETY CERTIFICATE

Date of issue	23.04.2023
Certification	GS certificate NO. S 60169808

## Certificates and awards



## SAFETY ADVICE

To ensure that you use your new MARTOR knife safely and most effectively, please read and note the following user-instructions. Please keep the written guide in a safe place so that you can access it at any time.

**1. General application instructions:** Please always use the product carefully for manual cutting work only and not for any purposes other than those that are intended. Please take the correct handling and the proper use of the knives into account in this regard. As an additional safety measure, we recommend the wearing of safe gloves.

**2. Special application instructions to avoid the danger of injuries:** Always take great care when handling the product. Before first use, familiarise yourself with the safety technology and how it works. Before every further use, check the knife for proper functioning. Only use cutting tools that are in perfect condition with sharp, clean and undamaged MARTOR blades. Also make sure that the knife's operation is not impaired by the material to be cut or by dirt or particle deposits around the blade. **CAUTION: The blade is sharp and can result in serious and deep cuts. Therefore, never reach into the blade!** Do not place your free hand in the line of cutting and never cut directly towards you.

**3. Replacement of spare parts:** Replace any blades that become dull at the right time! Use only the replacement blades from MARTOR for this purpose. Dispose of old blades in a proper fashion. They should not be placed in a waste paper bin, as this poses a considerable danger of injuries. Never perform any repairs yourself. If the knife shows signs of aging or any other wear, e.g. which impair safety features, blade changing or usage, the knife must be taken out of service and replaced. Do not modify this product in any way. Modifications of any kind may impair product safety. **CAUTION:** The risk of injury caused by manipulation of this product is extremely high.

**4. Non-use of the knife:** Always secure the blade in such a way (depending on product type) that injuries due to cuts are excluded. Store the knife in a secure place.

**5. Care instructions:** To guarantee a long service life, always keep the knife clean and do not expose it to unnecessary soiling and humidity.

**CAUTION: No liability will be assumed for consequential losses. Subject to technical changes and errors! This knife does not belong in the hands of children!**

## ACCESSORIES

---

### BELT HOLSTER S WITH CLIP NO. 9920



What do you do with your cutting tools when you are not actually using them? The MARTOR BELT HOLSTER S is a robust holder that allows you to carry all compact MARTOR knives as well as our safety scissors at all times. In addition, the compartments are designed to allow you to load different tools: for example you can also carry a pen or a pack of blades. The MARTOR BELT HOLSTER is the ideal place to stow your tools safely when moving from A to B - and have them at hand, as soon as they are required.

### CONNECTOR NO. 9946




Materials that require cutting can sometimes be too high or too far away. The CONNECTOR from MARTOR helps you to overcome distances when cutting. The CONNECTOR is simple to attach to our SECUMAX 350, 350 SE, 150 and 148 safety knives and makes a stable connection. At the other end, the CONNECTOR can be connected, for example, to the MARTOR TELESCOPIC POLE. You then gain much more reach.

### USED BLADE CONTAINER NO. 9810



You can fill the USED BLADE CONTAINER with the content of your SAFEBOX. Or directly with your used blades. When the box is full, turn the lid until it shuts. Now the box cannot be reopened. The next step is to safely and completely dispose of the filled USED BLADE CONTAINER as normal waste.

### WALL MOUNT BRACKET USED BLADE CONTAINER NO. 9845



Include it in your order now! With this mounting bracket you can fix your USED BLADE CONTAINER to a central location. Use the clamp and screws and nuts supplied with the product to attach it to either a pipe or a rod.

---

## MANUFACTURER

MARTOR KG | Lindgesfeld 28 | 42653 Solingen | Germany  
T +49 212 73870-0 | info@martor.de | www.martor.com