







M1 SCBA – Your SCBA Platform for the Future

Features and Benefits		
Greater MODULARITY 	<ul style="list-style-type: none"> ✓ Easy to assemble, don and train ✓ Individual configuration according to needs and budgets ➔ BUY NOW, UPGRADE LATER ✓ Upgrades can be installed in the field ✓ Retrofittable with SingleLine SCOUT ✓ Available with M1 Control Module 	
Enhanced HYGIENE 	<ul style="list-style-type: none"> ✓ Easy to clean and disinfect (no difficult to reach or tight angle spots on the backplate) ✓ Dust and water-repellent harness material reduces time for mechanical cleaning ✓ Simplified disassembly and assembly of components ✓ Entire SCBA is machine washable (no disassembly required) ✓ IP67 resistant C1 headset 	
Improved ERGONOMICS 	<ul style="list-style-type: none"> ✓ Backplate with unique one-handed height adjustment (S/M/L marking) ✓ Unique padded harness design with S-shape prevents pressure points and slipping ✓ Hip belt designed for even weight distribution 	
Highest SAFETY STANDARDS 	<ul style="list-style-type: none"> ✓ Innovative material composition of mask, lung-governed demand valve and pneumatics for increased chemical resistance ➔ BEST PROTECTION AGAINST PERMEATION ✓ Rescue line with CleanConnect increases safety by cleaning the coupling with medium pressure ➔ MSA PATENT ✓ Improved cleanability enhances safety for service technicians ✓ Reduced risk of snagging hazards with guided hoses in backplate ✓ Reflective harness elements for greater visibility in dark or smoke-filled environments ✓ Tested down to -40°C (EN 137 requires only -30°C) 	
Reduced COST OF OWNERSHIP 	<ul style="list-style-type: none"> ✓ All components designed for longer life ➔ 10 YEAR WARRANTY* ✓ Reduced maintenance costs due to extended service intervals ✓ Easy to upgrade and service without special tools ✓ Pressure reducer with multiple ports (only one design for all options and future upgrades) ✓ alphaCLICK II high pressure quick connect saves 90% time for cylinder exchange 	
State-of-the-Art COMMUNICATION 	<ul style="list-style-type: none"> ✓ C1 headset easily attaches to the outside of the G1 mask, integrating seamlessly with the mask design ✓ Microphone design protects against surrounding sound (no transmission of unwanted noise) ✓ Single interchangeable C1 headset between users provides lower cost-of-ownership 	

* MSA will guarantee replacements if root cause is identified as a manufacturing/workmanship defect



M1 SCBA – Technical Specifications

Approvals and Antistatic Properties	
Approvals	EN 137, type 1 and 2
Antistatic Properties	ATEX II 1G IIC T6 II 1D IIIC –40°C ≤ Ta ≤ +60°C

Components and Material		
Backplate	Basic	Glass fibre reinforced polyamid, flame retardant and conducting surface
	Optional swivel Optional swivel, height adjustment	
Harness	Basic	Polyamid webbing coated with CR rubber, flame retardant, tear resistant and conducting surface
	Advance	Core: Flame retardant polyethylen foam padding Outer shell: Coated aramid textile, flame retardant, tear resistant and conducting with layered band made from polyamid webbing coated with CR rubber
	Attachment points (optional)	Stainless steel
Hip Belt	Basic	Aramid textile
	Advance	Core: Flame retardant polyethylen foam padding Outer shell: Coated aramid textile, flame retardant, tear resistant and conducting with layered band made from polyamid webbing coated with CR rubber
Cylinder Strap	Band	Aramid textile
Buckles	Plastic	Glass fibre reinforced polyamid, flame retardant
	Metal	Stainless steel
Accessories	Chest strap	MAC (Modacryl) – blended fabric with aramid
	Hose holder	Polyamid webbing coated with CR rubber, flame retardant, tear resistant and conducting surface
	Rescue handle	Aramid textile
	Bumper	TPE (thermoplastic elastomer)
Pneumatics	Pressure reducer Primary low pressure warning device Mechanical gauge Optional alphaCLICK II (high pressure quick connect to cylinder) Optional QuickFill (direct pressure connection for fast cylinder refill while donned) Optional additional medium pressure lines for rescue operation, Classic or SingleLine, CleanConnect (optional flush function)	
Manifold	Standard gauge (gauge, whistle, one medium pressure coupling) Combi gauge (gauge, whistle, one or two medium pressure couplings) SingleLineSCOUT (gauge, whistle, one or two medium pressure couplings, no-motion alarm) Control Module (gauge, digital display, no-motion alarm, optional telemetry)	
Demand Valve	Short or long medium pressure hose Connectors: Push-to-connect (AS), M45x3 (AE), ESA Optional bypass (only for AS)	

M1 SCBA – Technical Specifications

Weight	
Backplate with Harness and Pneumatics	
Approx. 3.6 kg	Backplate with swivel, Advance harness, single cylinder strap, plastic buckles, demand valve holder AS, PR18 with threaded connection, standard manifold
Approx. 3.9 kg	Backplate with swivel and height adjustment, Advance harness, single cylinder strap, plastic buckles, 2 attachment points, demand valve holder AS, PR18 with threaded connection, SL with combi gauge (2 medium pressure couplings)
Approx. 4.0 kg	Backplate with swivel, Advance harness, single cylinder strap, plastic buckles, 2 attachment points, chest strap, demand valve holder AS, PR18 with alphaCLICK II (w/o cylinder adapter), standard manifold, rescue hose with flush function
Approx. 4.6 kg	Backplate with swivel and height adjustment, Advance harness, single cylinder strap, metal buckles, 2 attachment points, rescue handle, chest strap, demand valve holder AS, PR18 with alphaCLICK II (with cylinder adapter), SL with combi gauge (2 medium pressure couplings), rescue hose with flush function
Full Face Mask and Lung-Governed Demand Valve (LGDV)	
Approx. 650 g	G1 full face mask type AS with rubber harness
Approx. 300 g	M1 LGDV type AS with short medium pressure line
Complete SCBA System	
Approx. 11 kg	Backplate with swivel, Advance harness, single cylinder strap, plastic buckles, demand valve holder AS, PR18 with threaded connection, standard manifold, M1 LGDV, G1 full face mask, charged cylinder 6.8l/300bar

Pressure Range and Air Flow Capacity		
Pressure Reducer		
Medium pressure range	Approx. 6.0 bar up to 8.0 bar	Approx. 6.4 bar @ 20 bar Approx. 7.7 bar @ 300 bar
Air flow capacity	Approx. 600 l/min up to 1.000 l/min	Approx. 600 l/min @ 20 bar Approx. 1.000 l/min @ 300 bar
Lung-Governed Demand Valve		
Medium pressure range	Approx. 3.5 bar up to 10.0 bar	
Air flow capacity (constant positive pressure inside the mask)	Approx. 600 l/min @ 300 bar Approx. 350 l/min @ 20 bar	

M1 SCBA – Assemble To Order (ATO) Overview

A	B	C	D	E	F	G
Breathing Apparatus	Approvals	Backplate	Backplate Add-ons	Cylinder Strap	Harness	Harness Add-ons
RE: M1 set with removable LGDV FI: M1 set with fixed LGDV WO: M1 set without LGDV LO: M1 LGDV only	C4: CE EN 137 (-40°C) C5: CE EN 137 (-40°C) UK C6: CE EN 137 (-40°C) AS/NZ X4: CE EN 137 (-40°C) CBRN ATEX M7: MED EN137 AS/NZS1716	BNA: Basic BSO: Swivel BSH: Height adjustment and swivel ABB: alphaBELT Basic ABP: alphaBELT Pro ABS: alphaBELT Pro swivel	DN: no add-ons DB: Bumper DV: Valve protection DR: Rescue handle DA: Entanglement protection BR: DB-DR VR: DV-DR ER: DA-DR EB: DA-DB EV: DA-DV EW: DA-DB-DR EX: DA-DV-DR	SP: Single, plastic buckle TP: Twin, plastic buckle SM: Single, metal buckle TM: Twin, metal buckle	BP: Basic, plastic buckle BM: Basic, metal buckle AP: Advance, plastic buckle AM: Advance, metal buckle EM: eXXtreme, metal buckle	GN: no add-ons GC: Chest strap GA: Attachment points CA: Chest strap, attachment points
H	I	J	K	L	M	O
Pneumatic System	Pneumatic Add-ons	Manifold Options	Pneumatic Connections	Demand Valve (LGDV)	Demand Valve Add-ons	Language Manual
C1: Classic C2: Classic with whistle line C3: Classic with front whistle S3: SingleLine SL3 S4: SingleLine SL4	IN: no add-ons IA: alphaCLICK II IQ: QuickFill AQ: alphaCLICK II, QuickFill	J1: Manifold (gauge, whistle, coupling) J2: Combi gauge J3: Combi gauge one coupling J4: SingleLine SCOUT J5: SingleLine SCOUT one coupling JC: Control Module JR: Control Module with radio* JG: Classic gauge	KN: no add-ons K1: Medium pressure coupling 600 (rescue line, long, shoulder) K2: Medium pressure coupling 600 (rescue line, long, shoulder, CleanConnect) M3: Medium pressure coupling 600 with Y-piece and LGDV (one coupling)	L1: M1 LGDV AS, short L2: M1 LGDV AS, long L3: M1 LGDV AS, fix L4: M1 LGDV AE M45x3, short L5: M1 LGDV AE M45x3, long L6: M1 LGDV AE M45x3, fix L7: M1 LGDV ESA, short L8: M1 LGDV ESA, long L9: M1 LGDV AS-B, short L0: M1 LGDV AS-B, long	MN: no add-ons HS: Demand valve holder AS HE: Demand valve holder AE-ESA HA: Demand valve holder AE	AR: Arabic BG: Bulgarian CS: Czech DA: Danish DE: German EL: Greek EN: English ES: Spanish FI: Finnish FR: French HU: Hungarian IT: Italian KK: Kazakh NL: Dutch NO: Norwegian PL: Polish PT: Portuguese RO: Romanian RU: Russian SH: Serbian SK: Slovakian SV: Swedish TR: Turkish UK: Ukrainian

* Radio frequency (EU, UK, AS/NZ) according to approvals selection in column B

AS-B = Bypass

A_M1 SCBA-

A	B	C	D	E	F	G	H	I	J	K	L	M	N	O	P
<input type="text"/>	<input type="text"/>	<input type="text"/>	<input type="text"/>	<input type="text"/>	<input type="text"/>	<input type="text"/>	<input type="text"/>	<input type="text"/>	<input type="text"/>	<input type="text"/>	<input type="text"/>	<input type="text"/>	NN	<input type="text"/>	PN